Assembly, installation and maintenance manual

Montage-, Aufbau- und Wartungsanleitung ● Assemblage, manuel de montage et d'entretien ● Montaje, instalación, y mantenimiento ● Manuale di montaggio, installazione e manutenzione ● Monterings- og vedlikeholdsmanual ● Monterings-, installations- och underhållsmanual ● Kokoamis-, asennus- ja huolto-ohje ● Vejledning for montering og vedligehold ● Handleiding voor montage, installatie en onderhoud ● Manual de montagem, instalação e manutenção ● Návod k montáži, instalaci a údržbě ● Instrukcja montażu, instalacji i konserwacji ● Surinkimo, montavimo ir priežiūros vadovas ● Montāžas, uzstādīšanas un apkopes rokasgrāmata ● Руководство по сборке и обслуживанию ● Montaaži-, paigaldus- ja säilitamise juhend

Cabin **PM70-5242-1**

Treatment options, Item code

●Behandlungsoptionen, Artikel-Code ● Traitement options, code de l'article ● Tratamiento opciones, código del artículo ● Opzioni di trattamento, codice articolo ● Behandlingsalternativer, artikkelnummer ● Behandlingsalternativ, varukod ● Käsittelyvaihtoehdot, yksikön koodi ● Behandlingsmuligheder, artikel nummer ● Behandelingsopties, artikelnummer ● Opções de tratamento, código do artigo ● Povrchové úpravy, kód položky ● Możliwości leczenia, kod produktu ● Apdorojimo variantai, prekės kodas ● Apstrādes iespējas, artikula kods ● Варианты обработки, код изделия ● Töötlusvõimalused, tootekood

NO 106526

Factory inspection by ● Werkskontrolle durch ● Contrôle à partir de l'usine par ● Inspector de fábrica ● Collaudato da ● Fabrikkkontroll utført av ● Fabriksbesiktigat av ● Tehtaan tarkastaja ● Fabriks Kontrol udført af ● Fabriekscontrole door ● Inspeção de fábrica, por: ● Zkontrolováno ve výrobním závodě ● Kontrola fabryczna do ● Apžiūrą gamykloje atliko ● Rūpnīcas pārbaudi veicis ● Заводской контроль ● Tehase kontroll teostatud:	**Date** ● Datum ● Date ● Fecha ● Data ● Dato ● Datum ● Päiväys ● Dato ● Datum ● Data ● Datum ● Data ● Datums ● Data ● Дата ● Kuupäev: **Pack number** ● Pack Nr. ● Packet n° ● Paquete Nº ● Pacco N. ● Serienr ● Produktionsnummer ● Pakettinro ● Pakke nr. ● Pak nr. ● Número de embalagem ● Číslo balení ● Numer opakowania ● Pakuotės numeris ● Iepakojuma numurs ● Упаковочный номер ● Pakinumber:

Pos	SPECIFICATION-STÜCKLISTE-NOMENCLATURE-ELEMENTI-ESPECIFICATIÓN PM70-5242-1	Pcs	Profile (mm)	Length (mm)
001	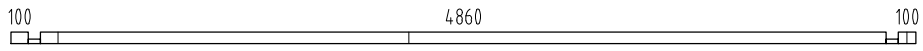	1	70x68	5200
002	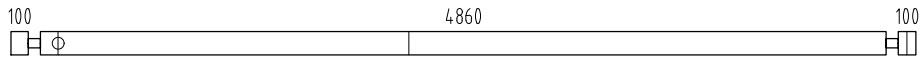	1	70x135	5200
003	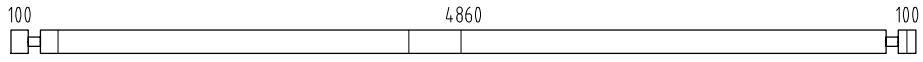	8	70x135	5200
004	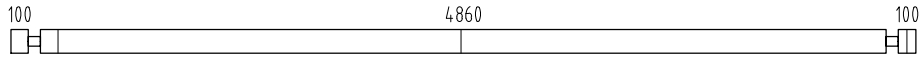	4	70x135	5200
005	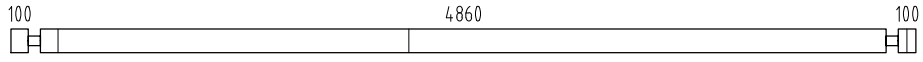	3	70x135	5200
006		1	70x135	7655
007		1	70x135	7655
008	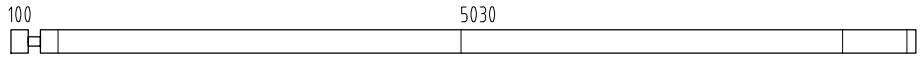	1	70x135	5200
019	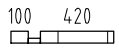	1	70x68	590
020		1	70x68	2990
021	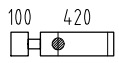	1	70x135	590
022	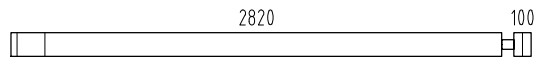	1	70x135	2990
023	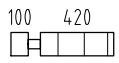	11	70x135	590
024	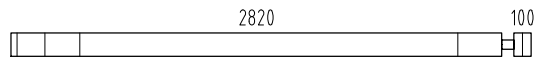	1	70x135	2990
025	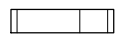	7	70x135	590
026	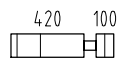	10	70x135	590
027	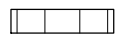	6	70x135	590
028	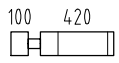	3	70x135	590
029	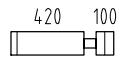	3	70x135	590
030	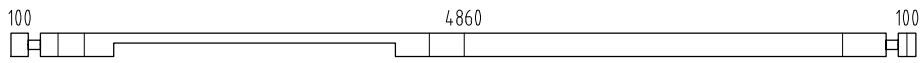	1	70x135	5200
031	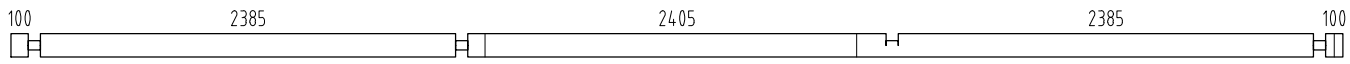	1	70x135	7655
032	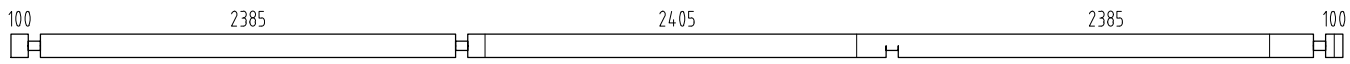	1	70x135	7655
033	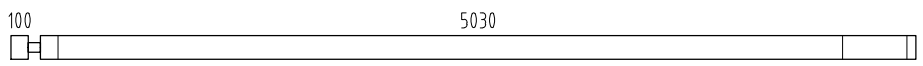	1	70x135	5200
034	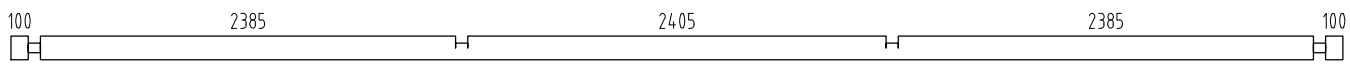	1	70x135	7655
035	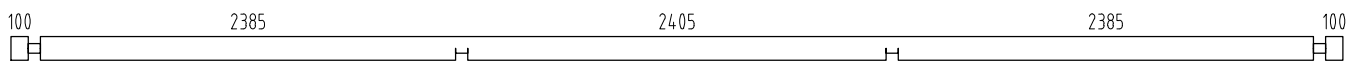	1	70x135	7655

Object name PM70-5242-1

Pos	SPECIFICATION-STÜCKLISTE-NOMENCLATURE-ELEMENTI-ESPECIFICATIÓN PM70-5242-1	Pcs	Profile (mm)	Length (mm)
036		1	70x135	7500
037		1	70x135	7500
038		1	70x68	7500
039	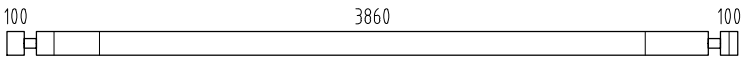	1	70x135	4200
040	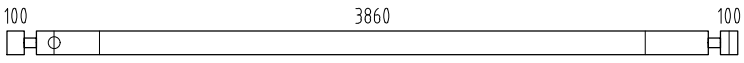	1	70x135	4200
041		1	70x135	4200
042	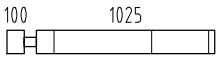	3	70x135	1195
043	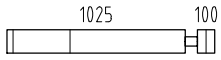	3	70x135	1195
044	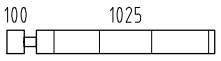	6	70x135	1195
045	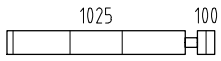	6	70x135	1195
046	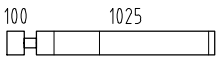	3	70x135	1195
047	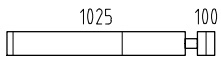	3	70x135	1195
048		1	70x135	4200
049	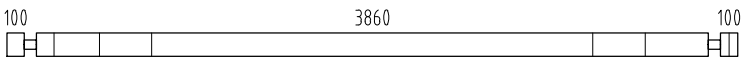	1	70x135	4200
050		1	70x135	6655
051	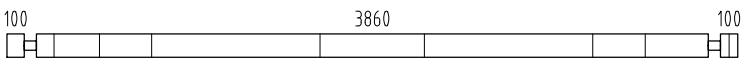	2	70x135	4200
052	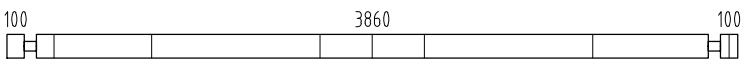	1	70x135	4200
053	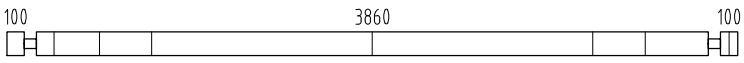	1	70x135	4200
054	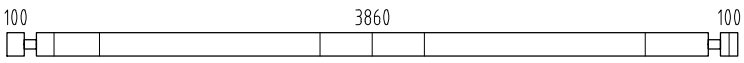	1	70x135	4200
055	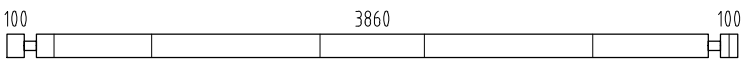	1	70x135	4200
056	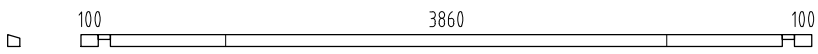	1	70x56	4200
057	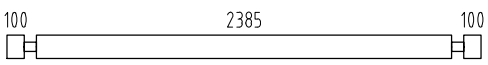	1	70x135	2725
058	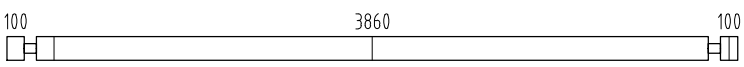	4	70x135	4200
059	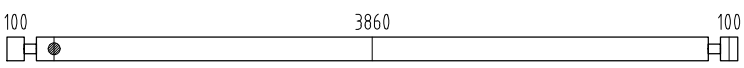	1	70x135	4200
060	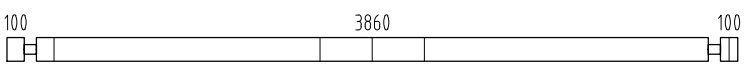	7	70x135	4200

Pos	SPECIFICATION-STÜCKLISTE-NOMENCLATURE-ELEMENTI-ESPECIFICATIÓN PM70-5242-1	Pcs	Profile (mm)	Length (mm)
061	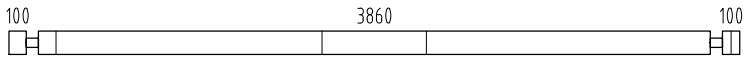	4	70x135	4200
062		1	70x135	7500
063		1	70x135	7500
064		1	70x68	7500
W1-1	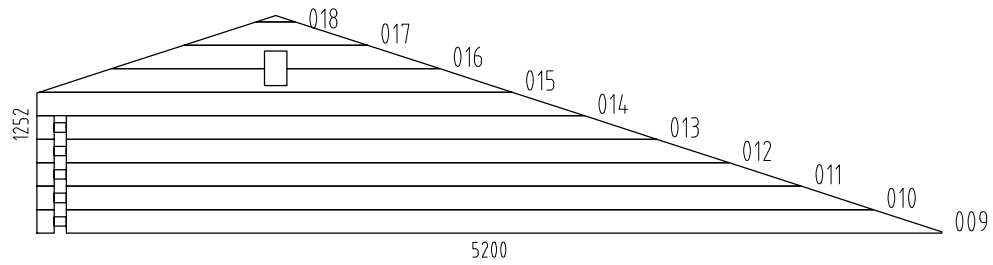	1		
W2-1	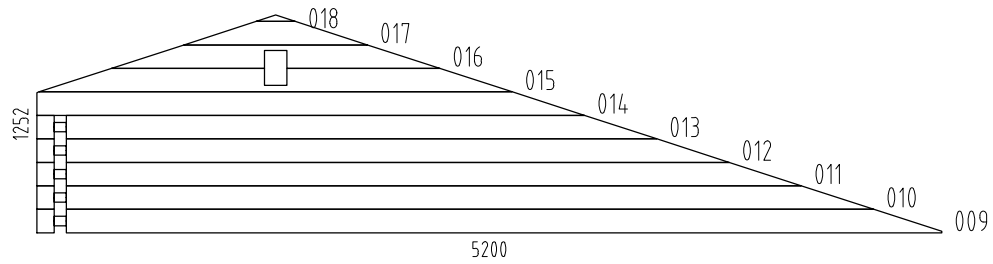	1		
AR5	Foundation- Fundament- Fondation- Fondazione- Vigas de cimentación	1	80x60	7435
AR4	Foundation- Fundament- Fondation- Fondazione- Vigas de cimentación	2	80x60	4955
AR2	Foundation- Fundament- Fondation- Fondazione- Vigas de cimentación	15	80x60	3820
AR3	Foundation- Fundament- Fondation- Fondazione- Vigas de cimentación	2	80x60	2480
AR1	Foundation- Fundament- Fondation- Fondazione- Vigas de cimentación	15	80x60	2425
BM1	Beam- Balken- Poutre- Trave- Viga 3000 3860 500	1	140x240	7500
Pst4	Post- Pfosten- Poteau- Montante- Poste	2	160x160	2135
Pst1	Post- Pfosten- Poteau- Montante- Poste	2	160x160	2075
Pst2	Post- Pfosten- Poteau- Montante- Poste	1	160x160	2075
Pst3	Post- Pfosten- Poteau- Montante- Poste	1	160x160	2075
Pst5	Post- Pfosten- Poteau- Montante- Poste	1	120x120	970
Rai2	Railing board- Geländer- Barre de rambarde- Tavola di ringhiera- Tabla de barandilla	2	120x120	840
Rai1	Railing board- Geländer- Barre de rambarde- Tavola di ringhiera- Tabla de barandilla	85	120x28	700
Rai11	Railing board- Geländer- Barre de rambarde- Tavola di ringhiera- Tabla de barandilla	1	90x90	3770
Rai12	Railing board- Geländer- Barre de rambarde- Tavola di ringhiera- Tabla de barandilla	1	90x90	3770

Pos	SPECIFICATION-STÜCKLISTE-NOMENCLATURE-ELEMENTI-ESPECIFICATIÓN PM70-5242-1	Pcs	Profile (mm)	Length (mm)
Rai10	Railing board- Geländer- Barre de rambarde- Tavola di ringhiera- Tabla de barandilla	1	90x90	2295
Rai7A	Railing board- Geländer- Barre de rambarde- Tavola di ringhiera- Tabla de barandilla	2	90x90	2295
Rai7B	Railing board- Geländer- Barre de rambarde- Tavola di ringhiera- Tabla de barandilla	1	90x90	2295
Rai4	Railing board- Geländer- Barre de rambarde- Tavola di ringhiera- Tabla de barandilla	2	90x90	2295
Rai6	Railing board- Geländer- Barre de rambarde- Tavola di ringhiera- Tabla de barandilla	2	90x90	2135
Rai8	Railing board- Geländer- Barre de rambarde- Tavola di ringhiera- Tabla de barandilla	2	90x90	2135
Rai9	Railing board- Geländer- Barre de rambarde- Tavola di ringhiera- Tabla de barandilla	1	44x140	3770
Rai5	Railing board- Geländer- Barre de rambarde- Tavola di ringhiera- Tabla de barandilla	2	44x140	2340
Rai3	Railing board- Geländer- Barre de rambarde- Tavola di ringhiera- Tabla de barandilla	3	44x140	2295
RoR1	Rafter- Sparre- Chevron- Trave- Cabrio	32	44x195	4445
RoR2	Rafter- Sparre- Chevron- Trave- Cabrio	2	44x195	4000
Sla1	Slat- Leiste- Baguette- Listello- Listón	1	28x70	1620
TP1	Tender post- Tenderleiste- T-poste- Rinforzo- Refuerzo	2	32x40	2040
TP3	Tender post- Tenderleiste- T-poste- Rinforzo- Refuerzo	2	32x40	1700
TP2	Tender post- Tenderleiste- T-poste- Rinforzo- Refuerzo	2	32x40	1560
FB3-1	Floor board- Fussbodenbrett- Madrier du plancher - Tavola pavimento- Tabla de suelo	34	114x28	4854
TB2-1	Terrace board- Terrassenbrett- Madrier de terrace- Tavola terrazzo- Tabla de terraza	20	120x28	4310
TB2-2	Terrace board- Terrassenbrett- Madrier de terrace- Tavola terrazzo- Tabla de terraza	6	120x28	3900
TB2-3	Terrace board- Terrassenbrett- Madrier de terrace- Tavola terrazzo- Tabla de terraza	20	120x28	3125
TB2-4	Terrace board- Terrassenbrett- Madrier de terrace- Tavola terrazzo- Tabla de terraza	32	120x28	2445
RB2-1	Roof board- Dachbrett- Madrier du toit- Tavola tetto- Tabla de tejado	50	89x19	4410
RB2-2	Roof board- Dachbrett- Madrier du toit- Tavola tetto- Tabla de tejado	50	89x19	3860
RB2-3	Roof board- Dachbrett- Madrier du toit- Tavola tetto- Tabla de tejado	50	89x19	3640
RB2-4	Roof board- Dachbrett- Madrier du toit- Tavola tetto- Tabla de tejado	50	89x19	3090
FIB3-1	Floor beading- Fussbodenleiste- Baguette du plancher- Listello pavimento- Listón de suelo		19x45	18
Dia-1	Diamond- Deckbrett- Madrier- Tavola di copertura- Rombo	2	19x140	300

Pos	SPECIFICATION-STÜCKLISTE-NOMENCLATURE-ELEMENTI-ESPECIFICATIÓN PM70-5242-1	Pcs	Profile (mm)	Length (mm)
EaE4-1	Eave edging- Dachrandbrett- Madrier en bordure du toit- Tavola bordo tetto- Tabla de valadizo	2	19x70	3640
EaE4-2	Eave edging- Dachrandbrett- Madrier en bordure du toit- Tavola bordo tetto- Tabla de valadizo	2	19x70	3860
EaE5-1	Eave edging- Dachrandbrett- Madrier en bordure du toit- Tavola bordo tetto- Tabla de valadizo	2	19x95	2770
EaE5-2	Eave edging- Dachrandbrett- Madrier en bordure du toit- Tavola bordo tetto- Tabla de valadizo	2	19x95	3640
EaE5-3	Eave edging- Dachrandbrett- Madrier en bordure du toit- Tavola bordo tetto- Tabla de valadizo	2	19x95	3860
EaE5-4	Eave edging- Dachrandbrett- Madrier en bordure du toit- Tavola bordo tetto- Tabla de valadizo	2	19x95	4730
FaB7-1	Facia board- Giebelblende- Écran frontal- Schermo frontone- Tabla de facia	8	19x120	4600
FaB8-1	Facia board- Giebelblende- Écran frontal- Schermo frontone- Tabla de facia	4	19x140	4600
WB2-1	Wind brace- Windbrett- Madrier contre le vent- Tavola vento- Tabla contra el viento 19x95	4	19x95	4600
StS1	Stabilizing stick- Stabilisierungsstock- Baton équilibrant- Bastone stabilizzatore- Palo estabilizador	86	16x16	370
StS2	Stabilizing stick- Stabilisierungsstock- Baton équilibrant- Bastone stabilizzatore- Palo estabilizador	4	16x16	300
StS3	Stabilizing stick- Stabilisierungsstock- Baton équilibrant- Bastone stabilizzatore- Palo estabilizador	1	16x16	290
Fim	-Fixing kit- Befestigungsset- Moyens de fixation- Materiale di fissaggio- Kit de fijación	1	USE	
QLA16	Adjustment bolt - Senkbolzen - Boulon de reglage - Bullone di regolamento- Perno de ajuste	1	Pst5	
QLA30	Adjustment bolt - Senkbolzen - Boulon de reglage - Bullone di regolamento- Perno de ajuste M30	8	Pstx	
QKRKK 8x80Zn	Bolt -Schloss-schraube -Boulon- Bullone- Perno- 8x80mm KSKR	40	Rai6, 4, 10, 11	
QKRKK1 2x200Zn	Bolt -Schloss-schraube -Boulon- Bullone- Perno- 12x200mm KSKR	8	Rai2	
QKRKK1 2x240Zn	Bolt -Schloss-schraube -Boulon- Bullone- Perno- 12x240mm KSKR	32	Pstx + Raix	
QPOKK1 2x180Zn	Bolt -Schloss-schraube -Boulon- Bullone- Perno- M12x180mm KSPO	4		
QPOKK1 2x70Zn	Bolt -Schloss-schraube -Boulon- Bullone- Perno- M12x70mm KSPO	24		
QKA85	Covering cap - Abdeckkappe - Couvercle - Copertura- Cubierta	4	002; 021; 040; 059	
QKA30	Hole plug- Abdeckkappe- Cache-vis- Tappi in legno- Embellecedor- QKA30	40	Pstx	
QNU40x 40x495	Joining detail- Verbindungsteil- Détail de connection- Dettaglio di collegamento- Detalle de juntura- QNU40x40x495	16	RoR1	
QNU40x4 0x100Zn	L-iron- Winkel- Angle -Angolo- Angulo 40x40x100	30	RoR1 +RoR2	
QNU40x 40x40Zn	L-iron- Winkel- Angle -Angolo- Angulo 40x40x40	13	ARx	

Pos	SPECIFICATION-STÜCKLISTE-NOMENCLATURE-ELEMENTI-ESPECIFICATIÓN PM70-5242-1	Pcs	Profile (mm)	Length (mm)
QNA1_ 4x40Me	Nail- Nagel- Clou- Chiodo- Clavo- 1.4x40mm	80	FlB3-1	
QNA3 x70Zn	Nail- Nagel- Clou- Chiodo- Clavo- 3x70mm	2400	FB3-1; RB2-x	
QMUK K10Zn	Nut- Schraubenmutter- Écrou- Dado- Tuerca- M10mm	4	036; 062	
QMUK K12Zn	Nut- Schraubenmutter- Écrou- Dado- Tuerca- M12mm	30	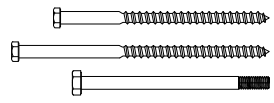	
QSL21 0x130 x40x2.0	Rafter slider- Schieber- Lugeur- Scivolo- Corredera	50	RoR1	
QKRPP 4_2x6 5HATX	Screw- Schraube- Vis- Vite- Tornillo- 4.2x65mm	1200	TB2-x	
QKRPP4 _5x50Zn	Screw- Schraube- Vis- Vite- Tornillo- 4.5x50mm	400	EaE; FaB; WB; ...	
QKRPP4 _5x70Zn	Screw- Schraube- Vis- Vite- Tornillo- 4.5x70mm	20	001; 019; 020	
QKRYP5 x40ZnTX	Screw- Schraube- Vis- Vite- Tornillo- 5x40mm	1100	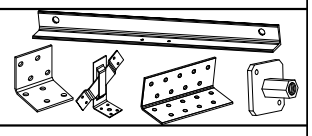	
QKRPP 5x90Zn	Screw- Schraube- Vis- Vite- Tornillo- 5x90mm	4	Pst5	
QKRPP6 x120Zn	Screw- Schraube- Vis- Vite- Tornillo- 6x120mm	30	Pstx	
QKRPP6 x150Zn	Screw- Schraube- Vis- Vite- Tornillo- 6x150mm	60	038; 056; 064	
QKRPP6 x180Zn	Screw- Schraube- Vis- Vite- Tornillo- 6x180mm	33	ARx	
QSE10 x30Zn	Washer- Dichtscheibe- Joint- Rondella- Arandela- 10x30mm	4		
QSE12 x35Zn	Washer- Dichtscheibe- Joint- Rondella- Arandela- 12x37mm	100	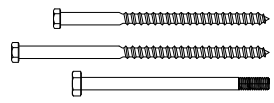	
QSE50 x50Zn	Washer- Dichtscheibe- Joint- Rondella- Arandela- 50x50x4mm EM NKS40504	4	002; 021; 040; 059	
QVS8 x15Zn	Washer- Dichtscheibe- Joint- Rondella- Arandela- Vedruseib8x15mm	40		
KL1	Threaded rod- Gewindestangen- Barre filtée- Asta filettata- Varilla roscada M10	8		2000
KL2	Threaded rod- Gewindestangen- Barre filtée- Asta filettata- Varilla roscada M10	2		1350
KL3	Threaded rod- Gewindestangen- Barre filtée- Asta filettata- Varilla roscada M10	1		1290
KL4	Threaded rod- Gewindestangen- Barre filtée- Asta filettata- Varilla roscada M10	1		1140
KL5	Threaded rod- Gewindestangen- Barre filtée- Asta filettata- Varilla roscada M10	2		690
KL6	Threaded rod- Gewindestangen- Barre filtée- Asta filettata- Varilla roscada M10	1		555
KL7	Threaded rod- Gewindestangen- Barre filtée- Asta filettata- Varilla roscada M10	1		380
KL8	Threaded rod- Gewindestangen- Barre filtée- Asta filettata- Varilla roscada M10	4		330

Pos	SPECIFICATION-STÜCKLISTE-NOMENCLATURE-ELEMENTI-ESPECIFICATIÓN PM70-5242-1		Pcs	Profile (mm)	Length (mm)
	Nut- Schraubenmutter- Écrou- Dado- Tuerca- M10mm		12		
	Washer- Dichtscheibe- Joint- Rondella- Arandela- 10x30mm	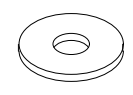	12		
	Extension nut- Verlängerungsmutter- Écrou rallonge- Dado di prolunga- Tuerca de extensión- JM10	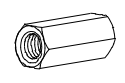	8		
	Top nut- Schweissmutter mit Flansch- Ecrou a souder- Dado a saldare- Tuerca soldable- M10	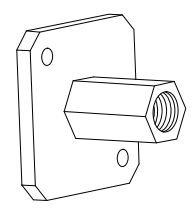	12		

Object name PM70-5242-1

Pos	SPECIFICATION-STÜCKLISTE-NOMENCLATURE-ELEMENTI-ESPECIFICATIÓN PM70-5242-1	Pcs	Profile (mm)	Length (mm)
TA70 -62P	Window - Fenster - Fenetre - Finestra-Ventana 1800x1710 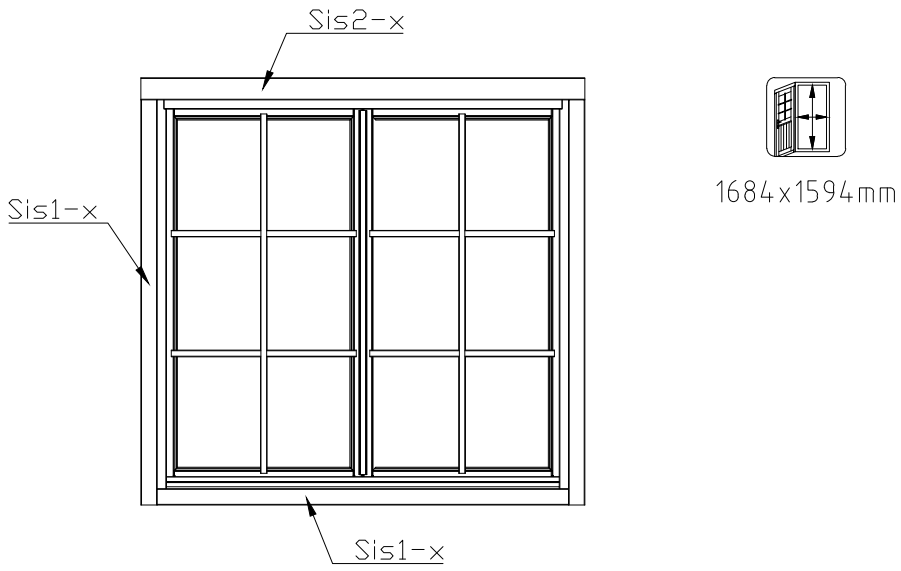 	2		
Sis2-1	Side slat- Randleiste- Baguette en bordure- Listón de borde- Listello bordo	4	19x95	1904
Sis1-1	Side slat- Randleiste- Baguette en bordure- Listón de borde- Listello bordo	8	19x70	1738
Sis1-2	Side slat- Randleiste- Baguette en bordure- Listón de borde- Listello bordo	4	19x70	1764
QKRPP 3x20Zn	Screw- Schraube- Vis- Vite- Tornillo- 3x20mm	24		
QKRPP4 _5x50Zn	Screw- Schraube- Vis- Vite- Tornillo- 4.5x50mm	80		
QLIA	Window fittings- Fenstergriff- Poigne de la fenétre- Maniglia finestra- Manilla (ventana)	4		

Pos	SPECIFICATION-STÜCKLISTE-NOMENCLATURE-ELEMENTI-ESPECIFICATIÓN PM70-5242-1	Pcs	Profile (mm)	Length (mm)
TU70 -65P	Door - Tür - Porte - Porta-Puerta 1610x2100 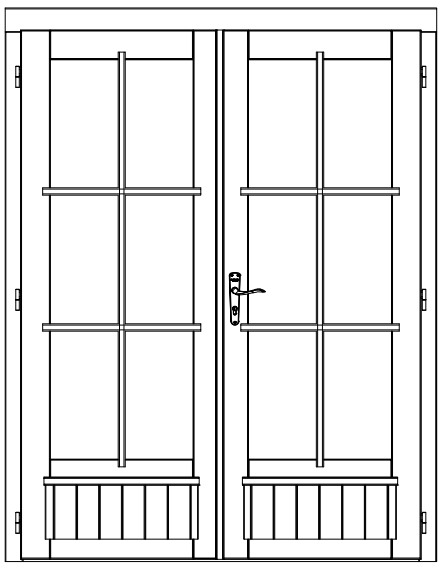 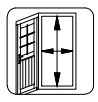 1510x2031mm	1		
QULSI 30x35	Cylinder- Zylinderschloss- Serrure a mortaiser- Serratura a cilindro- Bombin- 30.35 	1		
QLIU KAPal	Door fittings- Türbeschlag- Ferrure- Ferramenta porta- Manilla puerta- QLIUKAPal 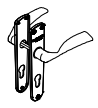	1		
QRV1 60Zn	Keeper- Schliessblech- Tole- Lamiera- Aldaba de candado- 160Zn	1		
QKRPP 3x16Zn	Screw- Schraube- Vis- Vite- Tornillo- 3x16mm	2		
QKRPP 3x20Zn	Screw- Schraube- Vis- Vite- Tornillo- 3x20mm	12		
QKRPP 5x90Zn	Screw- Schraube- Vis- Vite- Tornillo- 5x90mm	8		

T02425

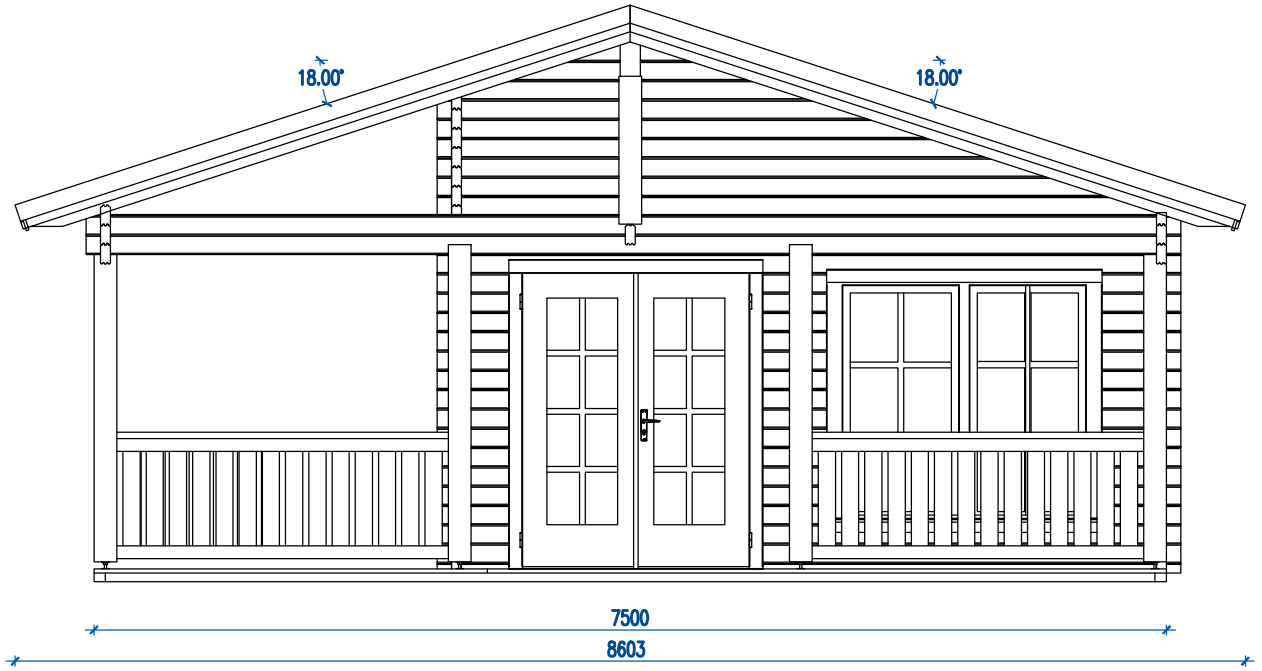

FRONT

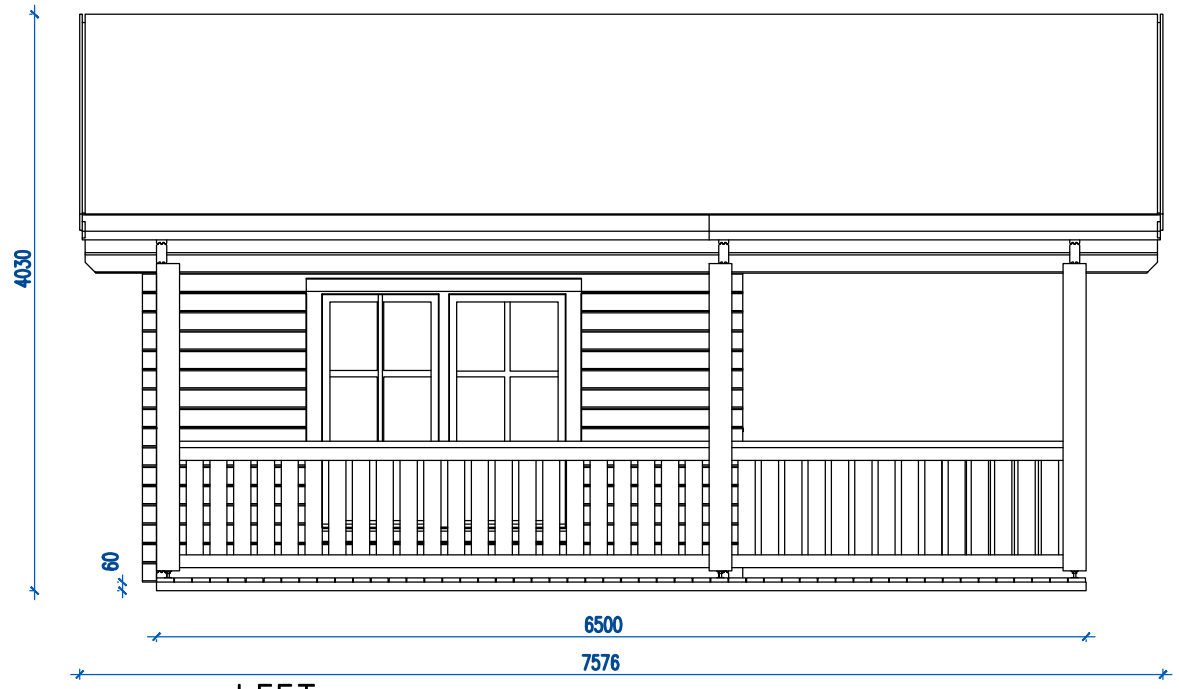

LEFT

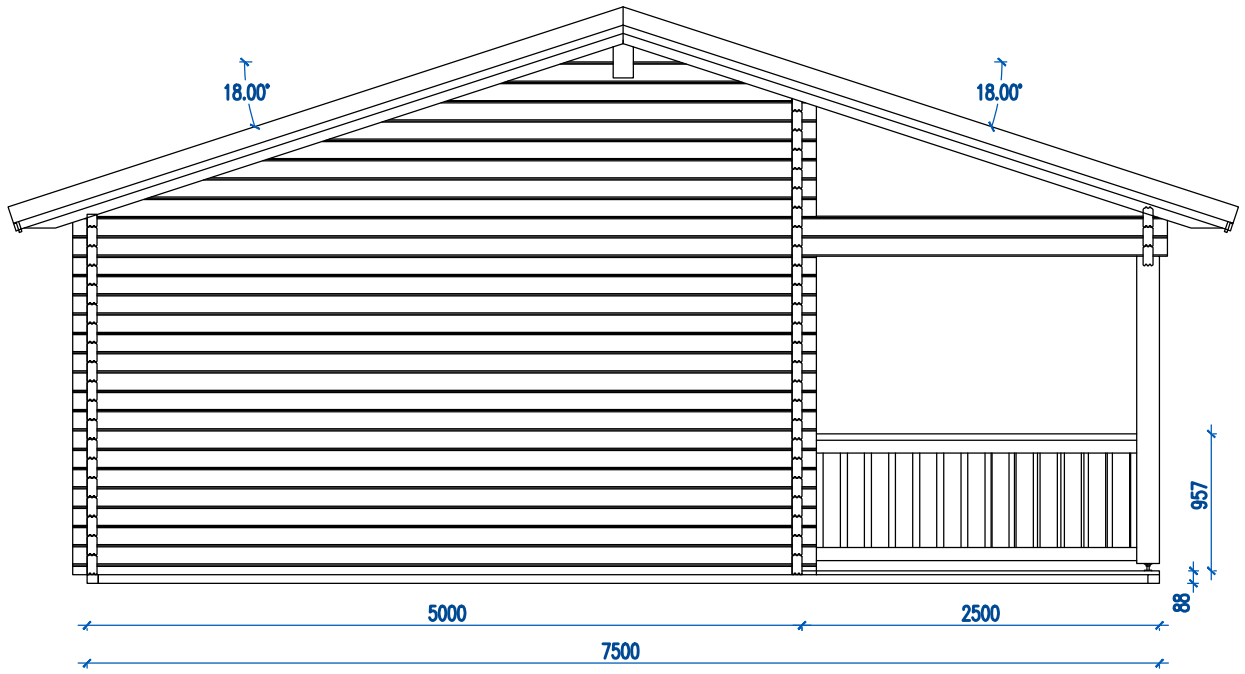

BACK

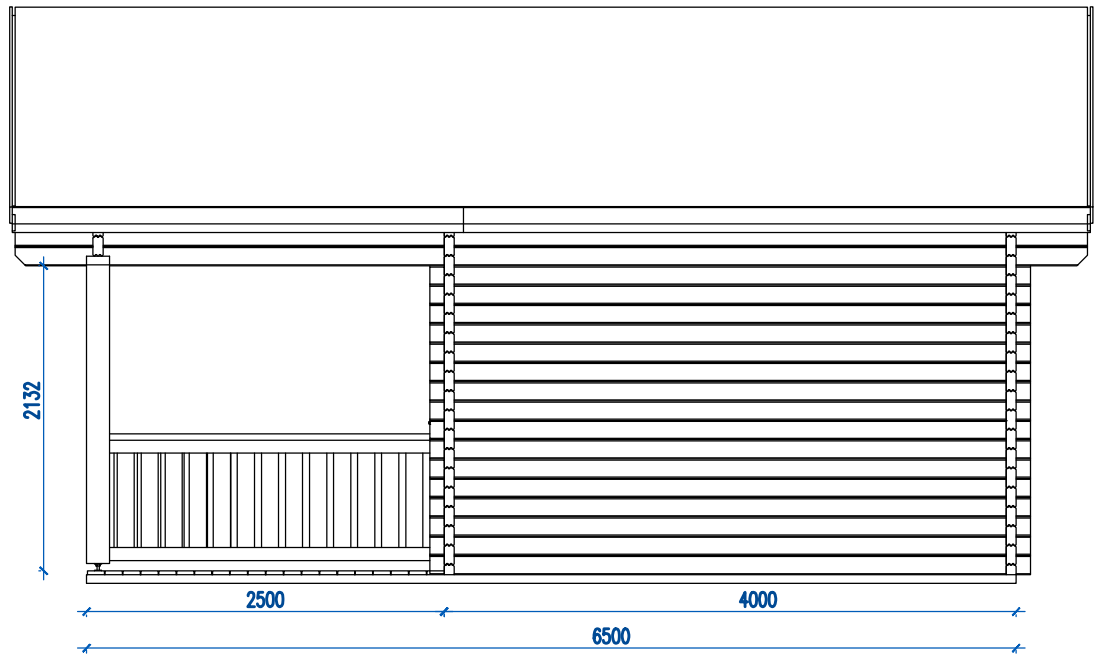

RIGHT

H = 1.500 m
TOTAL: 45.08 m2

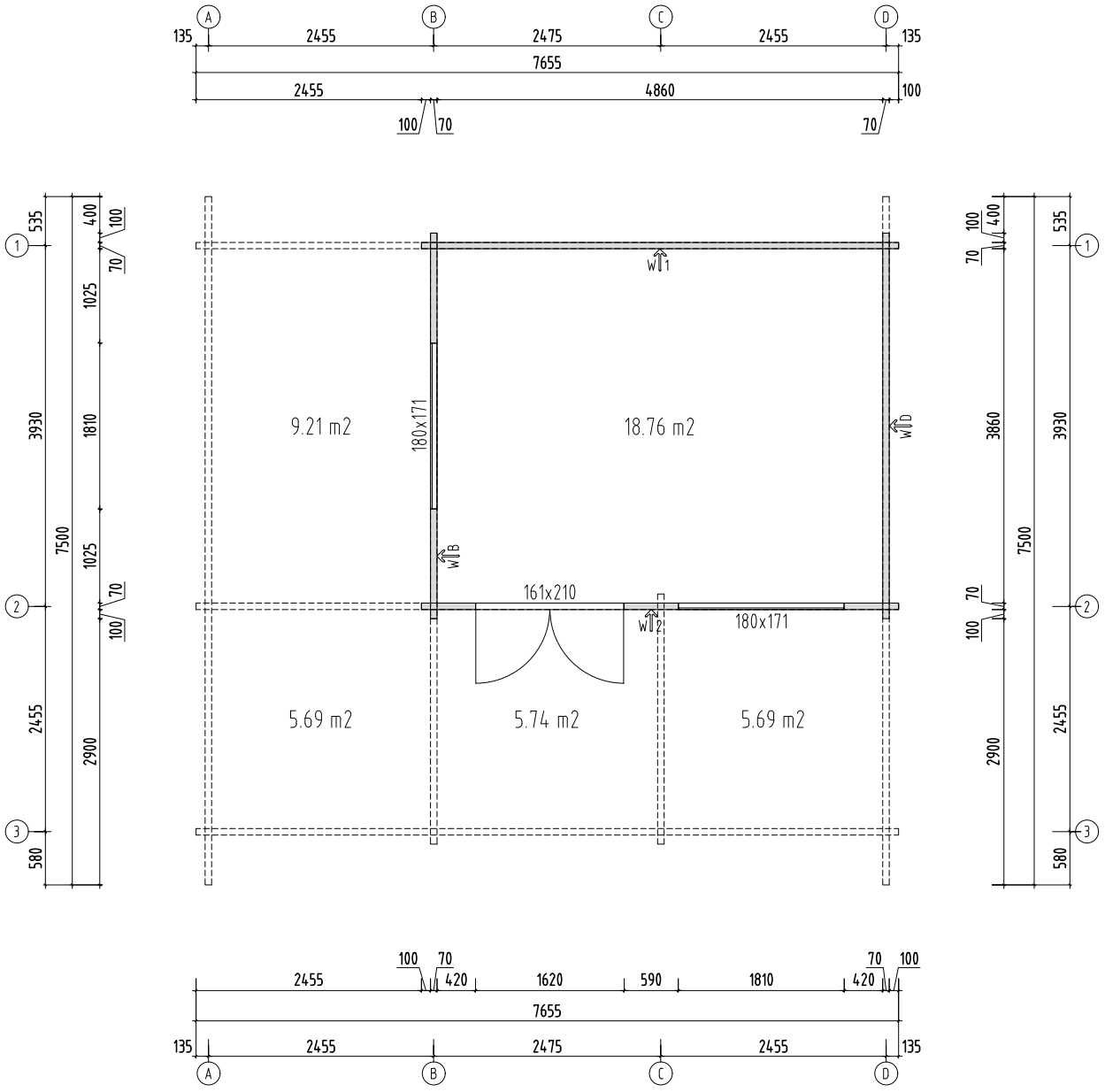

Object name	Drawing	Scale 1:50
PM70-5242-1	Plan 1.5 m	Paper A3

Palmako
LEMEKS GROUP
AS Palmako
Näituse 25, Tartu 50409, Estonia
tel. +372 73 55 530
fax. +372 73 55 544
www.palmako.com

Customer		Log	70x135
Drawn by	862		
Date	23.09.2021	File	T02425.dwg

Page 1

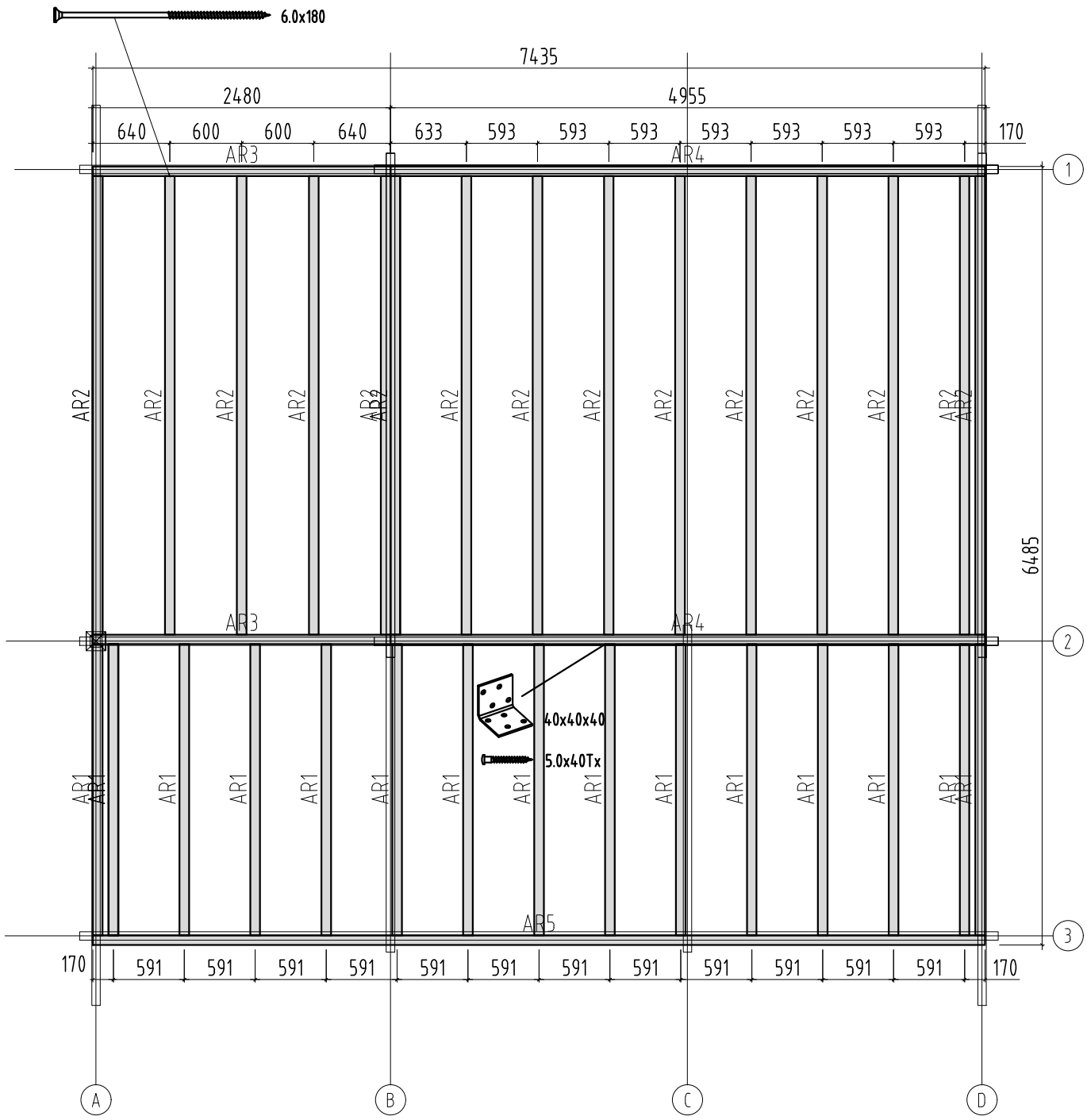

Object name PM70-5242-1	Drawing Plan (Foundation)		Scale 1:50 Paper A4
Palmako LEMEKS GROUP AS Palmako Näituse 25, Tartu 50409, Estonia tel. +372 73 55 530 fax. +372 73 55 544 www.palmako.com	Customer	Log 70x135	
	Drawn by 862		
	Date 23.09.2021	File T02425.dwg	Page 1

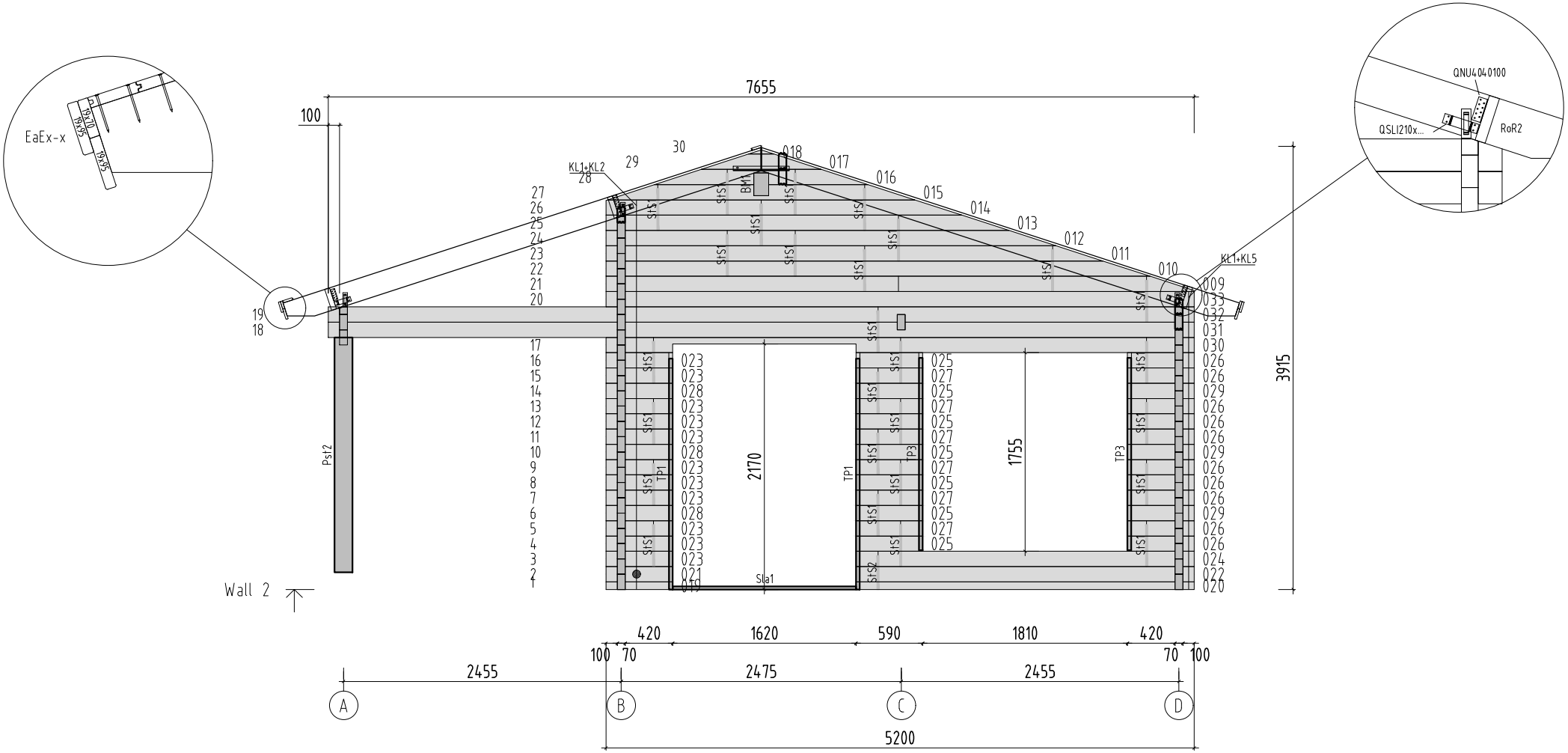

Object name PM70-5242-1	Drawing WALL 2		Scale 1:50 Paper A4
Palmako LEMEKS GROUP AS Palmako Näituse 25, Tartu 50409, Estonia tel. +372 73 55 530 fax. +372 73 55 544 www.palmako.com	Customer	Log 70x135	
	Drawn by 862		
	Date 23.09.2021	File T02425.dwg	Page 8

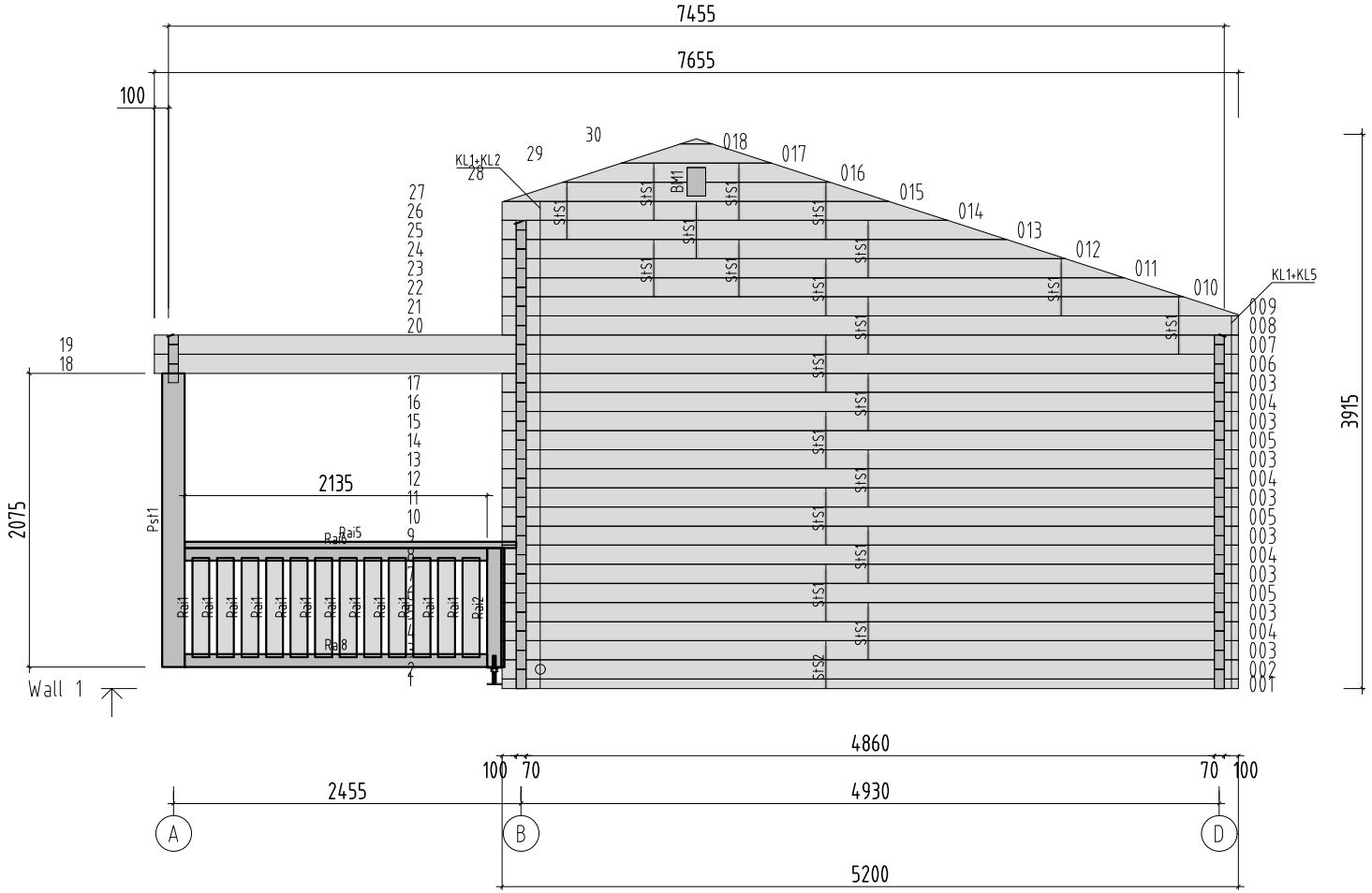

Object name PM70-5242-1	Drawing WALL 1		Scale 1:50 Paper A4
Palmako LEMEKS GROUP AS Palmako Näituse 25, Tartu 50409, Estonia tel. +372 73 55 530 fax. +372 73 55 544 www.palmako.com	Customer	Log 70x135	
	Drawn by 862		
	Date 23.09.2021	File T02425.dwg	Page 7

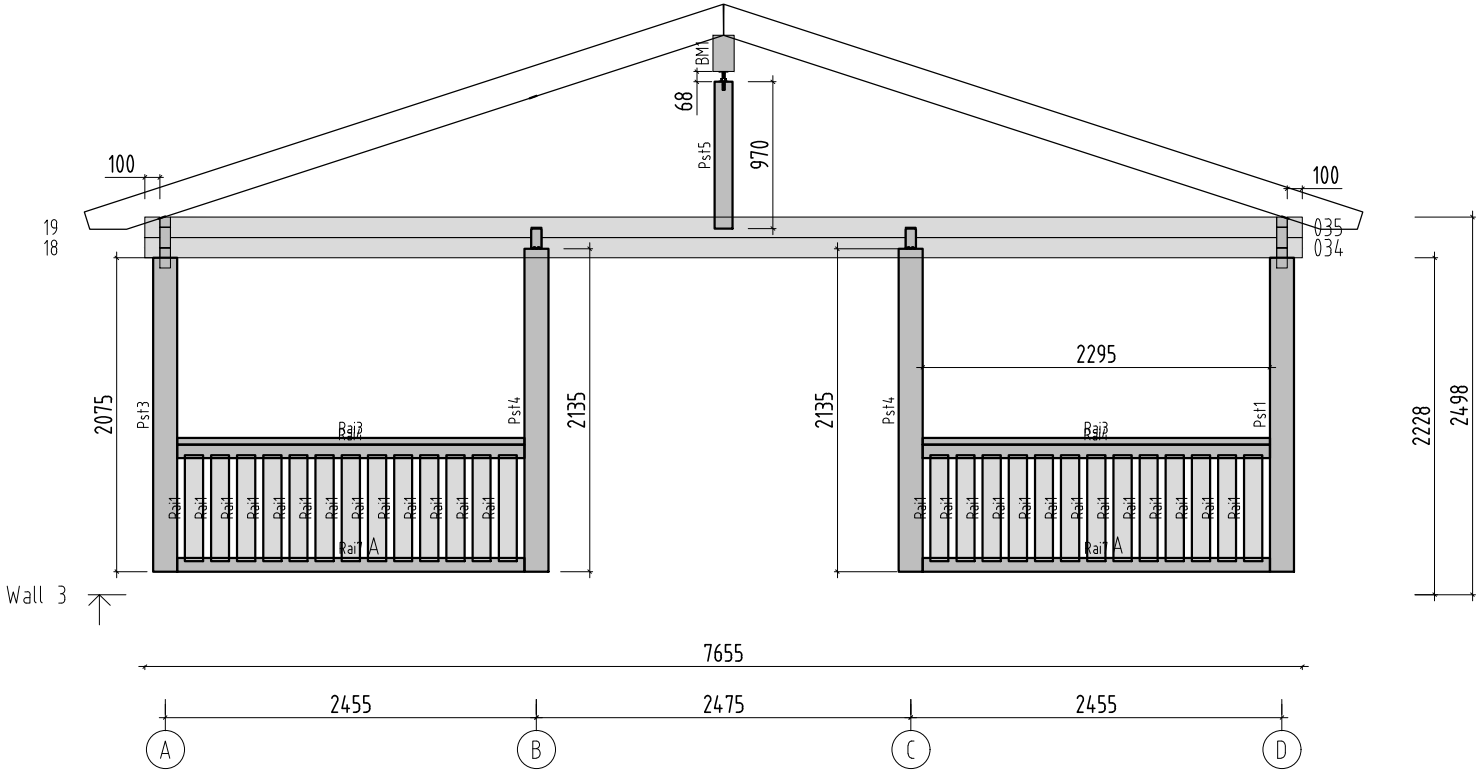

Object name PM70-5242-1	Drawing WALL 3		Scale 1:50 Paper A4
Palmako LEMEKS GROUP AS Palmako Näituse 25, Tartu 50409, Estonia tel. +372 73 55 530 fax. +372 73 55 544 www.palmako.com	Customer	Log 70x135	
	Drawn by 862		
	Date 23.09.2021	File T02425.dwg	Page 9

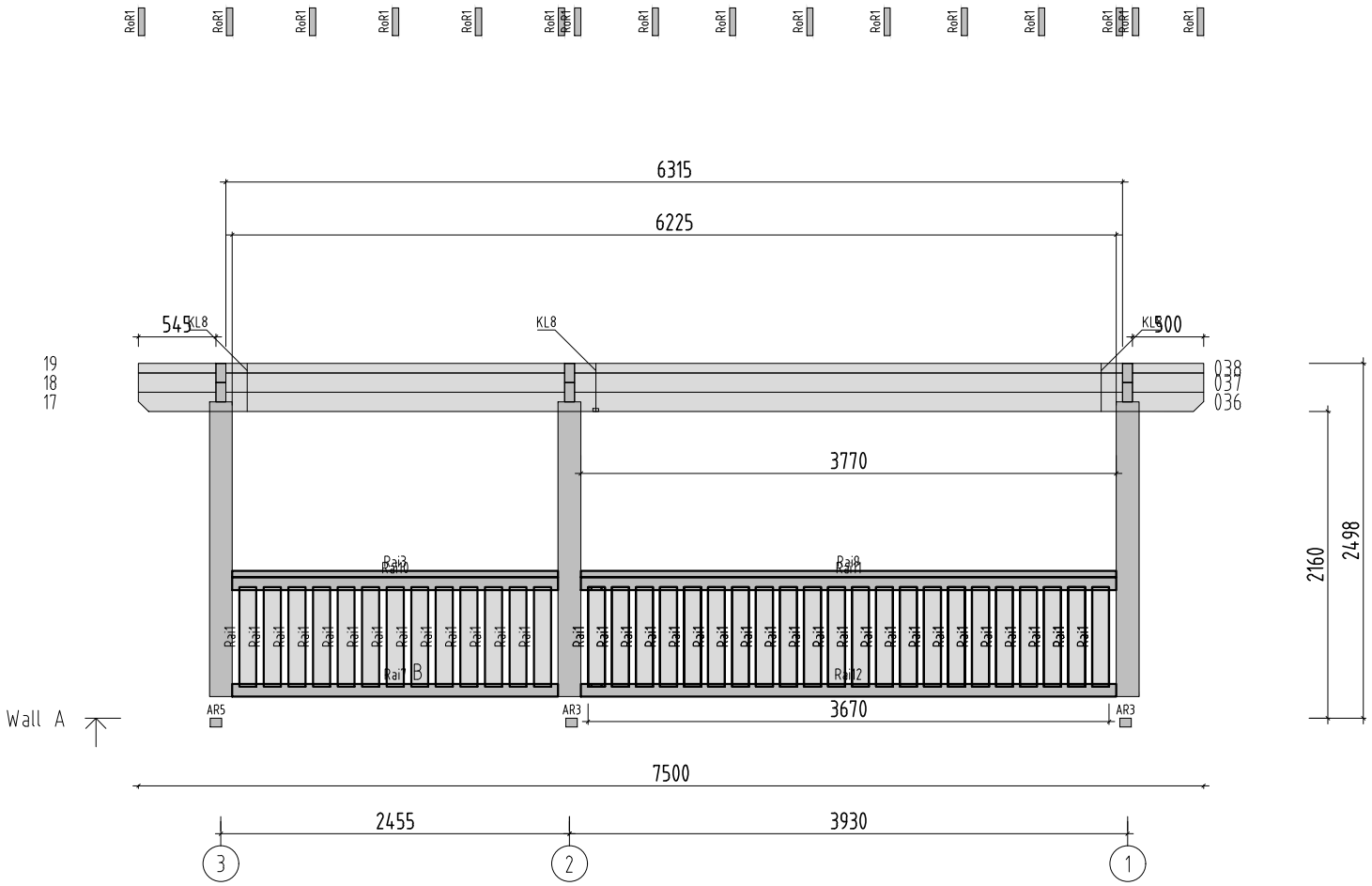

Object name PM70-5242-1	Drawing WALL A		Scale 1:50 Paper A4
Palmako LEMEKS GROUP AS Palmako Näituse 25, Tartu 50409, Estonia tel. +372 73 55 530 fax. +372 73 55 544 www.palmako.com	Customer	Log 70x135	
	Drawn by 862		
	Date 23.09.2021	File T02425.dwg	Page 3

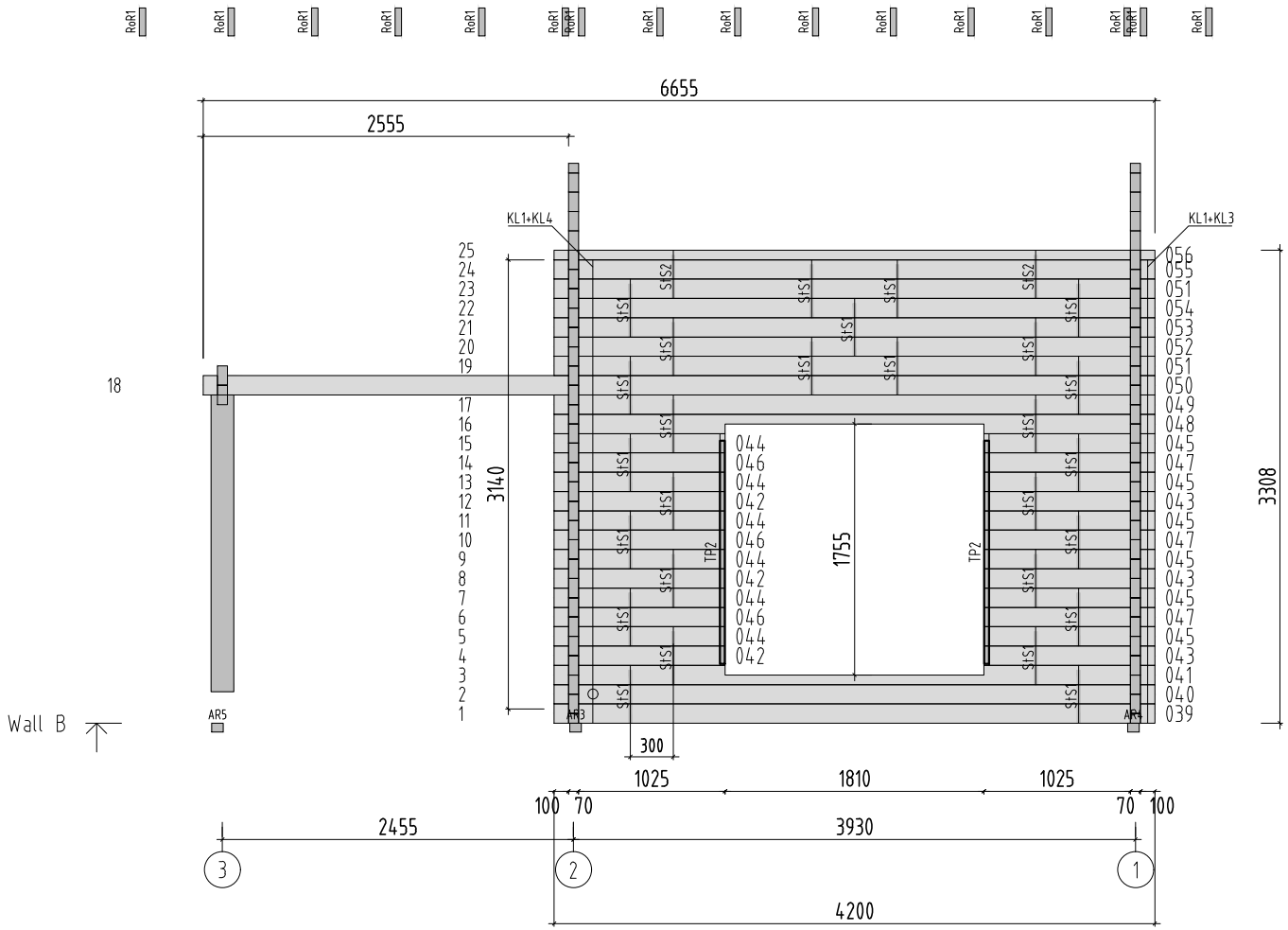

Object name PM70-5242-1	Drawing WALL B		Scale 1:50 Paper A4
Palmako LEMEKS GROUP AS Palmako Näituse 25, Tartu 50409, Estonia tel. +372 73 55 530 fax. +372 73 55 544 www.palmako.com	Customer	Log 70x135	
	Drawn by 862		
	Date 23.09.2021	File T02425.dwg	Page 4

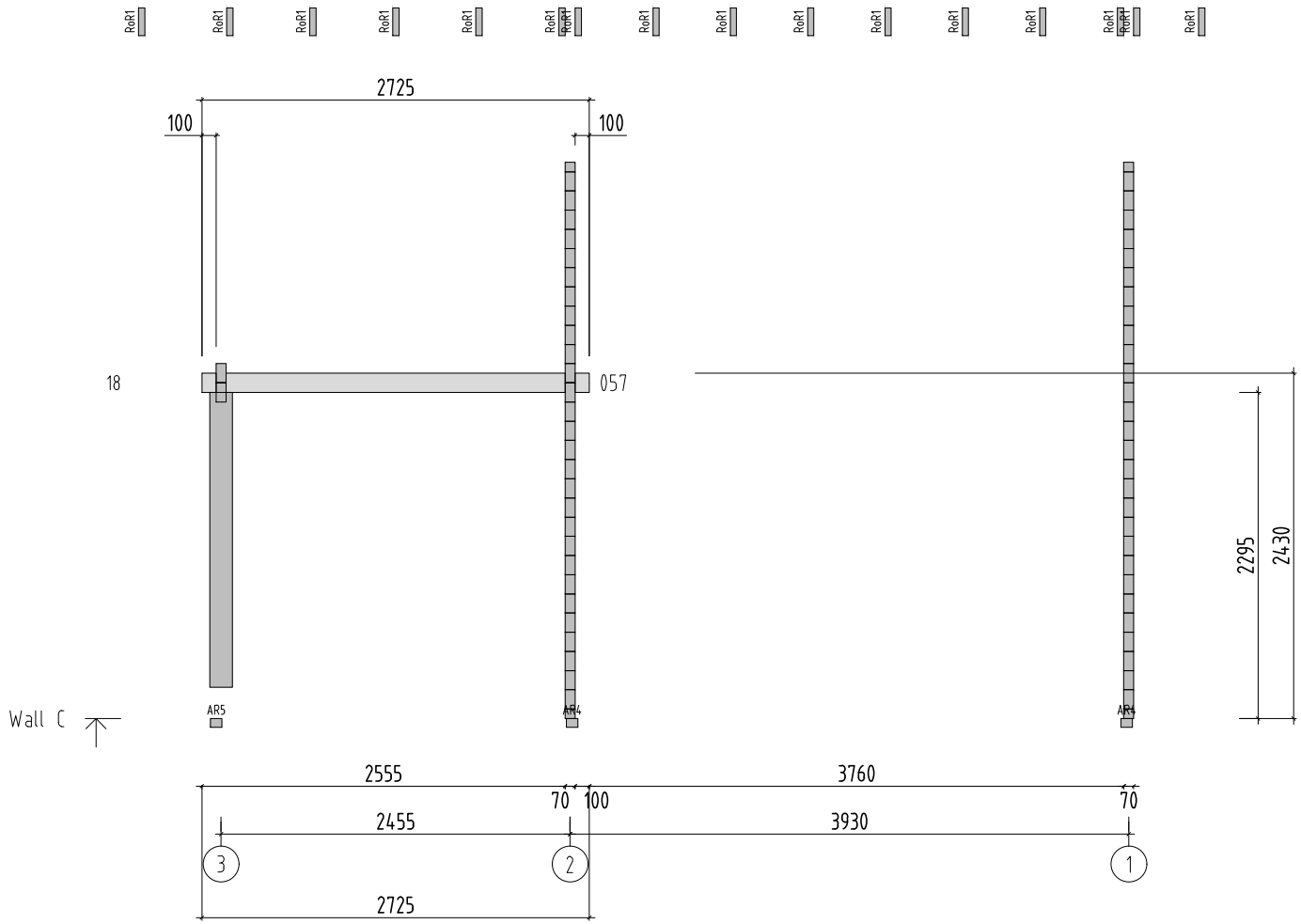

Object name PM70-5242-1	Drawing WALL C		Scale 1:50 Paper A4
Palmako LEMEKS GROUP AS Palmako Näituse 25, Tartu 50409, Estonia tel. +372 73 55 530 fax. +372 73 55 544 www.palmako.com	Customer	Log 70x135	
	Drawn by 862		
	Date 23.09.2021	File T02425.dwg	Page 5

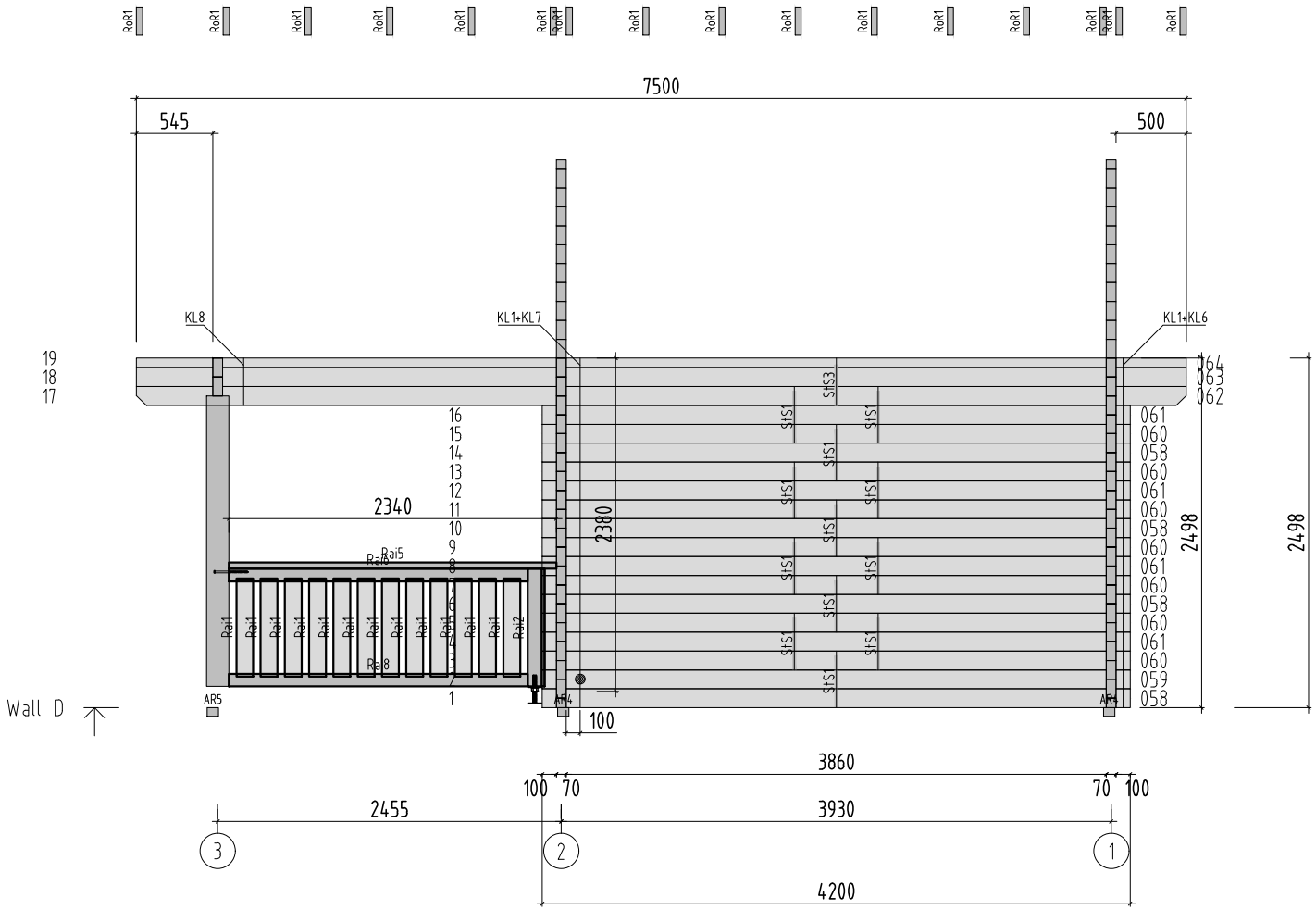

Object name PM70-5242-1	Drawing WALL D		Scale 1:50 Paper A4
Palmako LEMEKS GROUP AS Palmako Näituse 25, Tartu 50409, Estonia tel. +372 73 55 530 fax. +372 73 55 544 www.palmako.com	Customer	Log 70x135	
	Drawn by 862		
	Date 23.09.2021	File T02425.dwg	Page 6

1 Generelt

Kære kunde,

Tak fordi du valgte vores havehus!

Venligst læs hele monteringsvejledning igennem før du går i gang for at undgå unødvendig tidsspilde og problemer!

Tips:

- Opbevar pakken med havehuset tørt, beskyttet mod vejr og vind og ikke direkte på jordoverfladen indtil monteringen er afsluttet. Pakken må ej heller være i nærheden af en varmekilde.

- Ved placeringen af havehuset vær opmærksom på, at huset ikke kommer til at stå i ekstreme vejrforhold (stærk vind, meget sne i.lign.), i så fald skal huset fæstnes med passende ankere til grunden.

Garanti

Havehuset er fremstillet af højkvalitativ gran tømmer og leveres i ubehandlet stand. Hvis der på trods af vores grundig kvalitetskontrol skulle være klager eller mangler ved huset, skal disse indgives til sælgeren sammen med udfyldt kontrolskema og indkøbskvittering.

OBS: Venligst opbevar vedlagte dokumentation til havehuset! Husets kontrolnummer fremgår af kontrolskemaet. Klager kan kun indgives hvis I oplyser kontrolnummeret til sælgeren.

Garantien omfatter ikke følgende:

- Ujævnheder og afvigelser grundet træets naturlige egenskaber
- Detaljer som allerede er behandlede med træbeskyttelse
- Detaljer som indeholder hele knaster der ikke påvirker husets stabilitet
- Afvigelser i træets farvenuancer som ikke påvirker træets levetid
- Detaljer som indeholder små sprækker opstået ved tørning der ikke er gennemgående og som ikke påvirker husets konstruktion
- Trædetaljer med skævhed, der stadig kan monteres
- Tag- og gulvbrædder, der indeholder uhøvlede pletter, farveafvigelser eller andre pletter i ikke synlige steder
- Klager der opstået pga. ukyndig montering af huset eller ved placeringen af huset på et ukorrekt udført fundament
- Klager, der er opstået pga. egne tiltag eller ændringer ved huset, såsom skævhed af trædetaljer, døre og vinduer pga ukyndig behandling af træet; stormlisternes for stram montering; dørkarme fastmonteret i vægdetaljer o.lign.

Garantien udøves ved at ombytte den fejlbehæftede element med en ny. Alle andre krav tilgodeses ikke!

Havehusets maling og vedligeholdelse

Træ er et naturmateriale, der bevæger sig afhængigt af vejrforhold. Små og store sprækker, farveafvigelser og ændringer, samt ændret træstruktur er ikke fejl, men træets egenskaber som naturmateriale.

Ubehandlet træ (undtagen fundamentsprosser) ændres efterhånden til gråligt, kan endda blive blåligt og muggent. For at beskytte dit havehus og dens trædele bedst, skal du så hurtigt som muligt behandle træet med træbeskyttelse.

Vi anbefaler først at behandle gulvbrædder med et ufarvet træbeskyttelse, specielt bræddernes underside, som ikke vil være tilgængeligt for yderligere behandling efter monteringen. Kun på den måde kan man forhindre fungten at trænge ind.

Vi anbefaler, at du behandler også døre og vinduer med træbeskyttelse. Det er vigtigt at behandle døre og vinduer både på inder- og ydersiden! Ellers kan de trække sig skæve eftehånden.

Efter monteringen af huset anbefaler vi brugen af en passende maling for at beskytte ydersiden mod vejr, vind og UV-stråling.

Brug højkvalitative redskaber og maling under malingsarbejdet, følg instruktioner og anbefalinger fra malingsproducenten. Mal aldrig i direkte sollys eller i regnvejr. Søg tips og råd hos din malingsforhandler og følg deres instruktioner.

Regelmæssig maling af havehuset forlænger betydeligt dets levetid. Vi anbefaler en grundig gennemgang af huset ved hvert halve år.

2 Forberedelse for montage

Redskaber og forberedelse af alle elementer

<u>For monteringen har du brug for følgende redskaber og værktøj:</u>

en hjælper

stige

hammer

vatterpass

skruetrækker

sav

kniv

målebånd

tang

boremaskine

TIPS: For at undgå splinter anbefaler vi brug af arbejdshandsker.

Pøj-pøj med monteringen af Dit nye havehus!
Vi håber, I får glæde af det mange år frem i tiden!