

# Installation manual

Montageanleitung • Notice de montage • Istruzioni per il montaggio • Manual de montaje • Monteringsanvisning •  
Installatiegids • Montážní návod • Asennusohje • Installationsmanual

## Log cabin FRI40-5044

Blockhaus • Maisonnette en poutres • Casa di travi • Casa de jardin • Anneks • Tuinhuis • Zahradní domek •  
Timmerstuga • Hirsimökki

Width 500 x Depth 445 cm

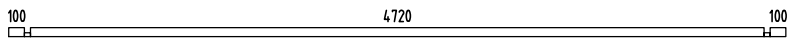
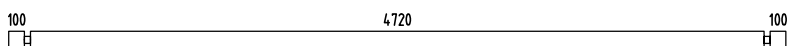
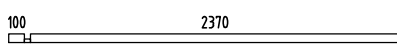





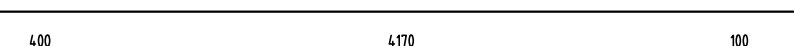




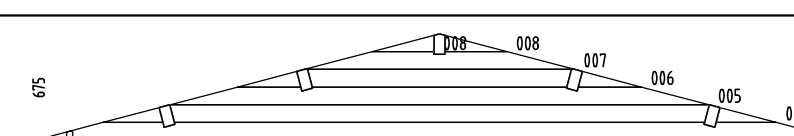
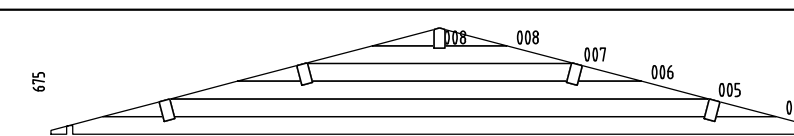
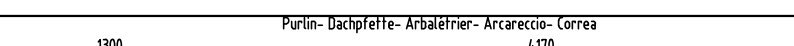







Breite/Tiefe • Largeur/Profondeur • Lunghezza/Profondità • Ancho/Profundidad • Bredde/Dybde • Breedte/Diepte  
• Šířka/Hloubka • Leveys/Pituus • Bredd/Längd

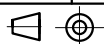
Log thickness 40 mm






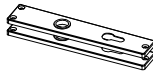
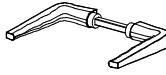












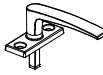
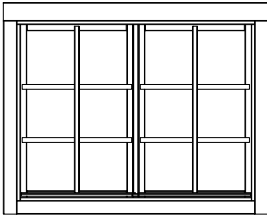

Bohlenstärke • Épaisseur des murs • Spessore delle pareti • Grosor de pared • Tykkelse • Wanddicke • Tloušťka  
stěny • Seinän paksuus • Väggtjocklek

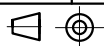


The producer shall have the right to make technical changes to the product • Technische Änderungen vorbehalten • Le  
producteur réserve le droit d'effectuer des modifications techniques au produit • Il produttore mantiene il diritto di apportare  
modifiche tecniche al prodotto • Reservado el derecho a modificaciones técnicas • Produsent forbeholder seg retten til å endre  
tekniske egenskaper ved produktet • Alle rechten en technische wijzigingen voorbehouden • Výrobce si vyhrazuje právo na  
technické změny výrobku • Valmistaja pidättää oikeuden tehdä tuotteeseen teknisiä muutoksia • Tillverkaren har rätt att utföra  
tekniska förändringar för produkten

Pos	SPECIFICATION-STÜCKLISTE-NOMENCLATURE-ELEMENTI-ESPECIFICACIÓN "FRI40-5044"	Pcs	Profile (mm)	Length (mm)
001		1	40x57	5000
002		17	40x114	5000
009		1	40x57	2510
010		1	40x57	870
011		8	40x114	2510
012		26	40x114	870
013		9	40x114	340
014		28	40x114	4450
015		2	40x114	4750
016		2	40x114	5050
017		2	40x114	5350
018		1	40x114	5750
019		1	40x114	5750
W1-1		1		
W2-1		1		
PR1		4	70x140	5750
PR2		1	70x140	5750
RB2-1	Roof board- Dachbrett- Madrier du toit- Tavola tetto- Tabla de tejado 	130	89x19	2650
Dia-1	Diamond- Deckbrett- Madrier- Tavola di copertura- Rombo 	2	19x140	300
EaE1-1	Eave edging- Dachrandbrett- Madrier en bordure du toit- Tavola bordo tetto- Tabla de valadizo 	4	16x95	2875
FaB3-1	Facia board- Giebelblende- Écran frontal- Schermo frontone- Tabla de facia 	4	16x120	2690
RE2-1	Roof edge reinforcement- Dachrandleiste- Baguette en bordure du toit- Rinforzo bordo tetto- Refuerzo borde tejado 	2	32x40	2500
RE2-2	Roof edge reinforcement- Dachrandleiste- Baguette en bordure du toit- Rinforzo bordo tetto- Refuerzo borde tejado 	2	32x40	3250

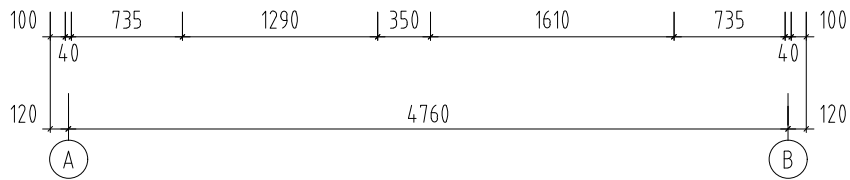
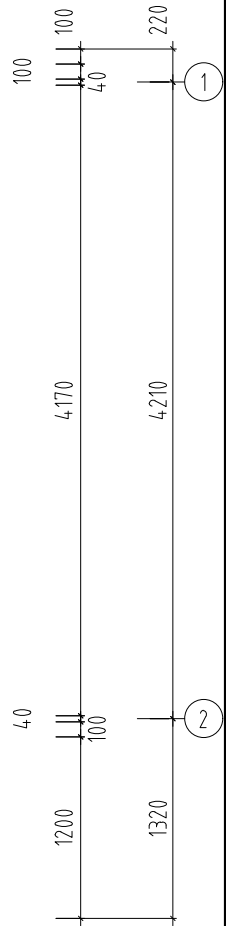
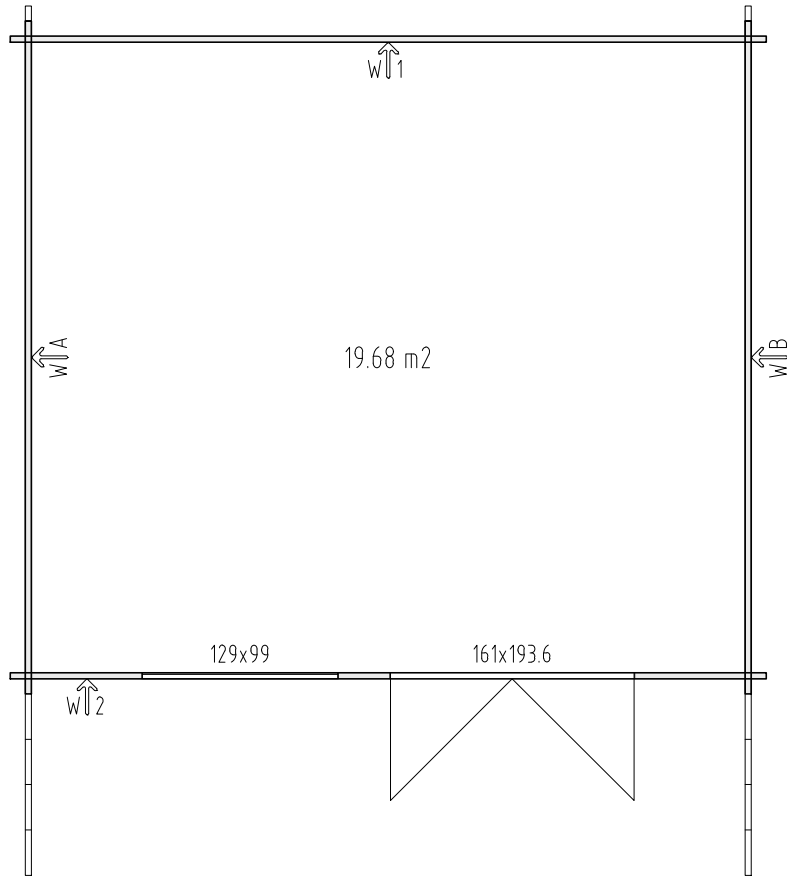
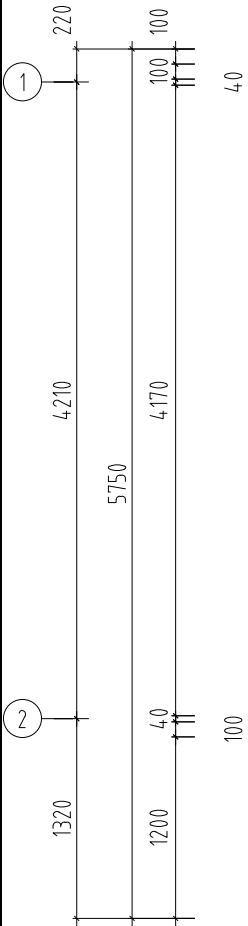



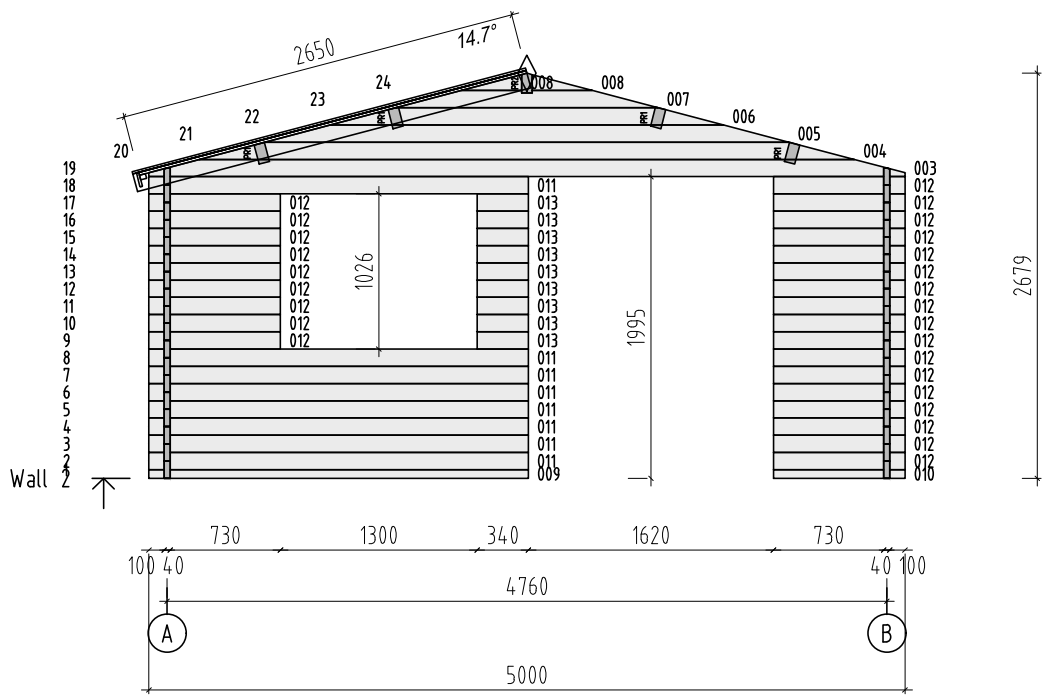
Pos	SPECIFICATION-STÜCKLISTE-NOMENCLATURE-ELEMENTI-ESPECIFICACIÓN "FRI40-5044"	Pcs	Profile (mm)	Length (mm)
SiS5-1	Side slat - Randleiste - Baguette en bordure - Listello bordo 5 	2	28x45	1686
StB1-1	Storm brace- Sturmleiste- Protection contre le vent- Antivento- Protector contra tormentas 	4	25x45	2000
WB1-1	Wind brace- Windbrett- Madrier contre le vent- Tavola vento- Tabla contra el viento 	4	16x45	2690
Fim	-Fixing kit- Befestigungsset- Moyens de fixation- Materiale di fissaggio- Kit de fijación	1	USE	
QPUP 08x80	Bolt -Schloss-schraube -Boulon- Bullone- Perno- M8x80mm PUP0 	8	StB1-1	
QULSy damik 30/35	Cylinder- Zylinderschloss- Serrure a mortaiser- Serratura a cilindro- Bombin- 30.35 	1	TU40-1R	
QULKat eHOBEk	Door fittings- Türbeschlag- Ferrure- Ferramenta porta- Manilla puerta- QULKateHOBEk 	1	TU40-1R	
QULLi nkHOBE	Door fittings- Türbeschlag- Ferrure- Ferramenta porta- Manilla puerta- QULLinkHOBE 	1	TU40-1R	
QServa riiviv astus120	Keeper- Schliessblech- Tole- Lamiera- Aldaba de candado 	1	TU40-1R	
QNA2 2x50Zn	Nail- Nagel- Clou- Chiodo- Clavo- 2.5x50mm 	550	RB2-1	
QMU8	Nut- Schraubenmutter- Écrou- Dado- Tuerca- M8mm 	8		
QKR2_5 x16kZn	Screw- Schraube- Vis- Vite- Tornillo- 2.5x16mm 	2		
QKR3 5x40Zn	Screw- Schraube- Vis- Vite- Tornillo- 3.5x40mm 	100	Dia-1; EaE1-1; FaBx; RE2-x; WB1-1; ...	
QKR3 x20Zn	Screw- Schraube- Vis- Vite- Tornillo- 3x20mm 	24	TU40-1R; A40-1R	
QKR4 5x70Zn	Screw- Schraube- Vis- Vite- Tornillo- 4.5x70mm 	30	001; 009; 010; 018; 019; PRx; SiS5-1	
QKR5 x90Zn	Screw- Schraube- Vis- Vite- Tornillo- 5x90mm 	4	TU40-1R	
QSE8x20	Washer- Dichtscheibe- Joint- Rondella- Arandela- 8x20mm 	8		
QALLi nkHOBE	Window fittings- Fenstergriff- Poigne de la fenêtre- Maniglia finestra- Manilla (ventana) 	1	A40-1R	
TA40-1R	Window - Fenster - Fenetre - Finestra-Ventana 1290x990   1190x890mm	1		

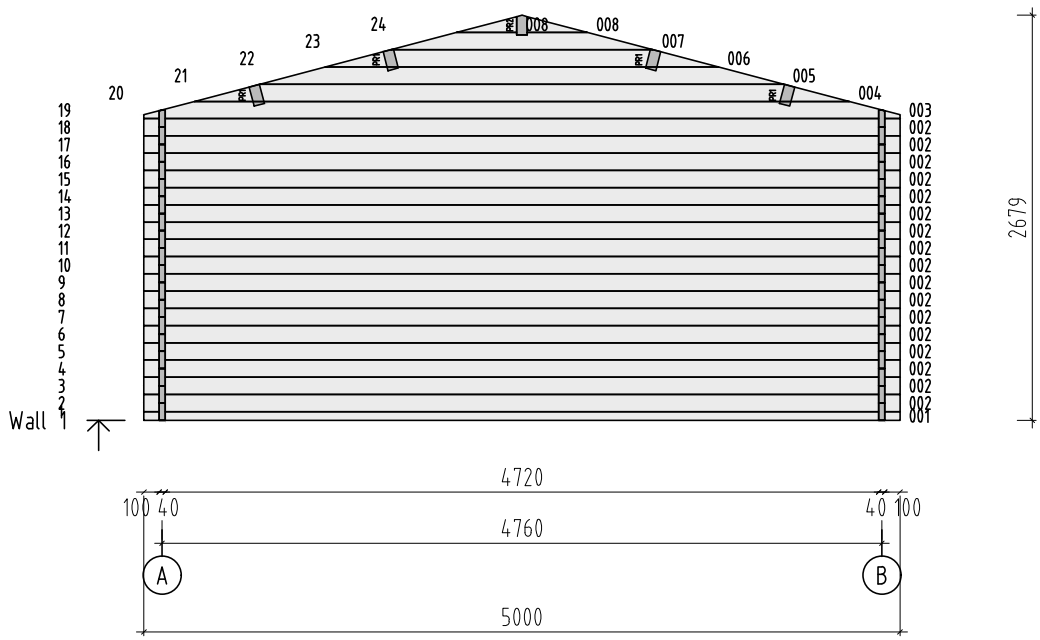


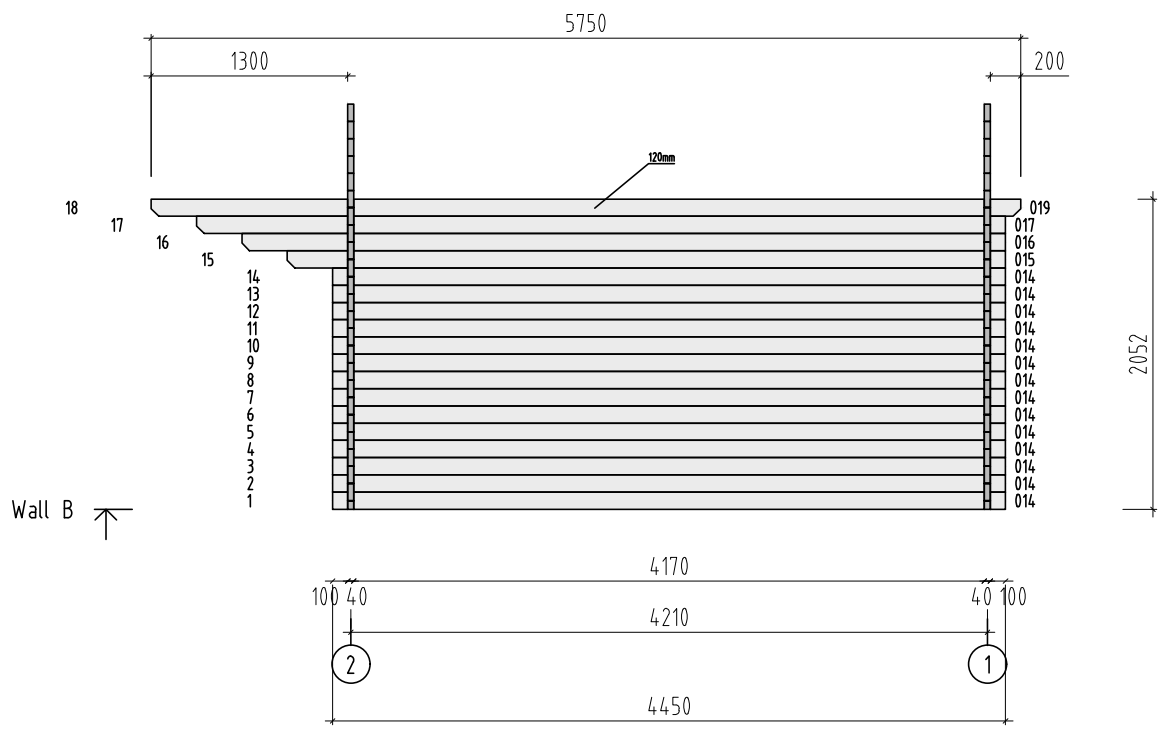


H = 1.500 m  
TOTAL: 19.68 m<sup>2</sup>

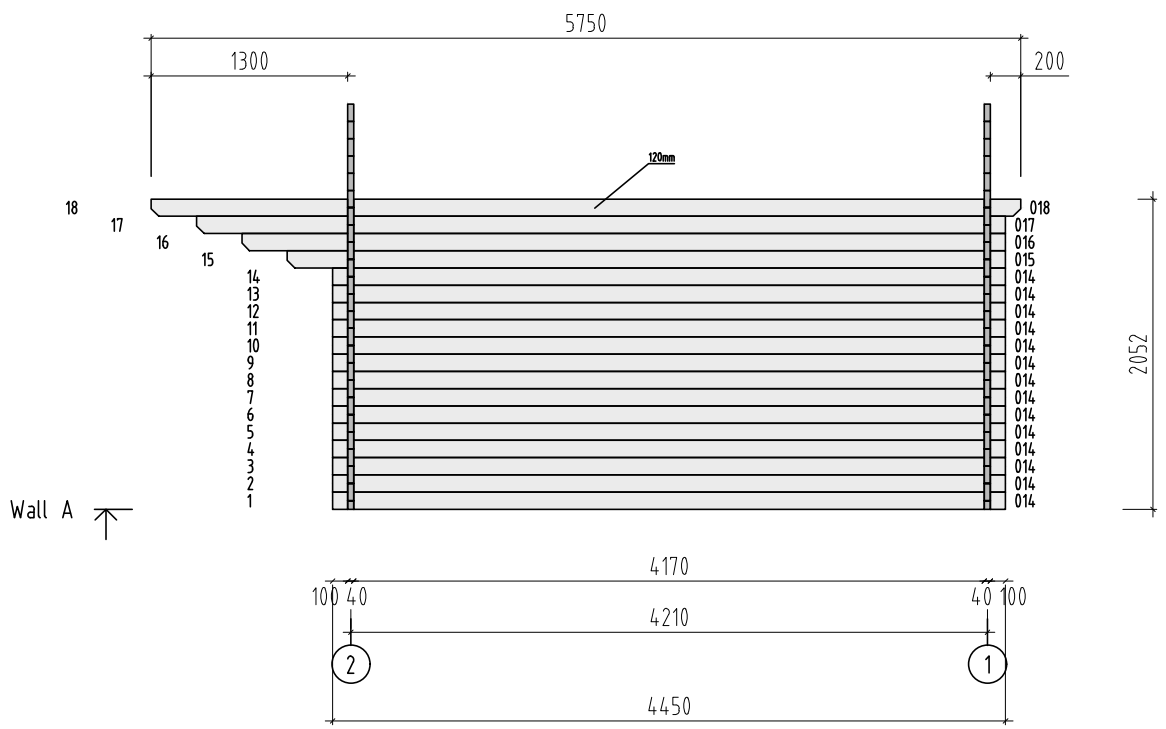








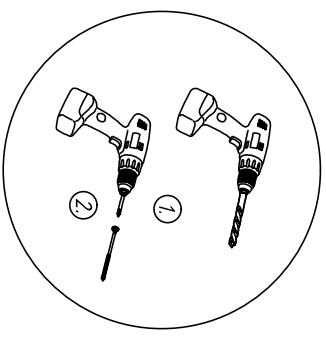
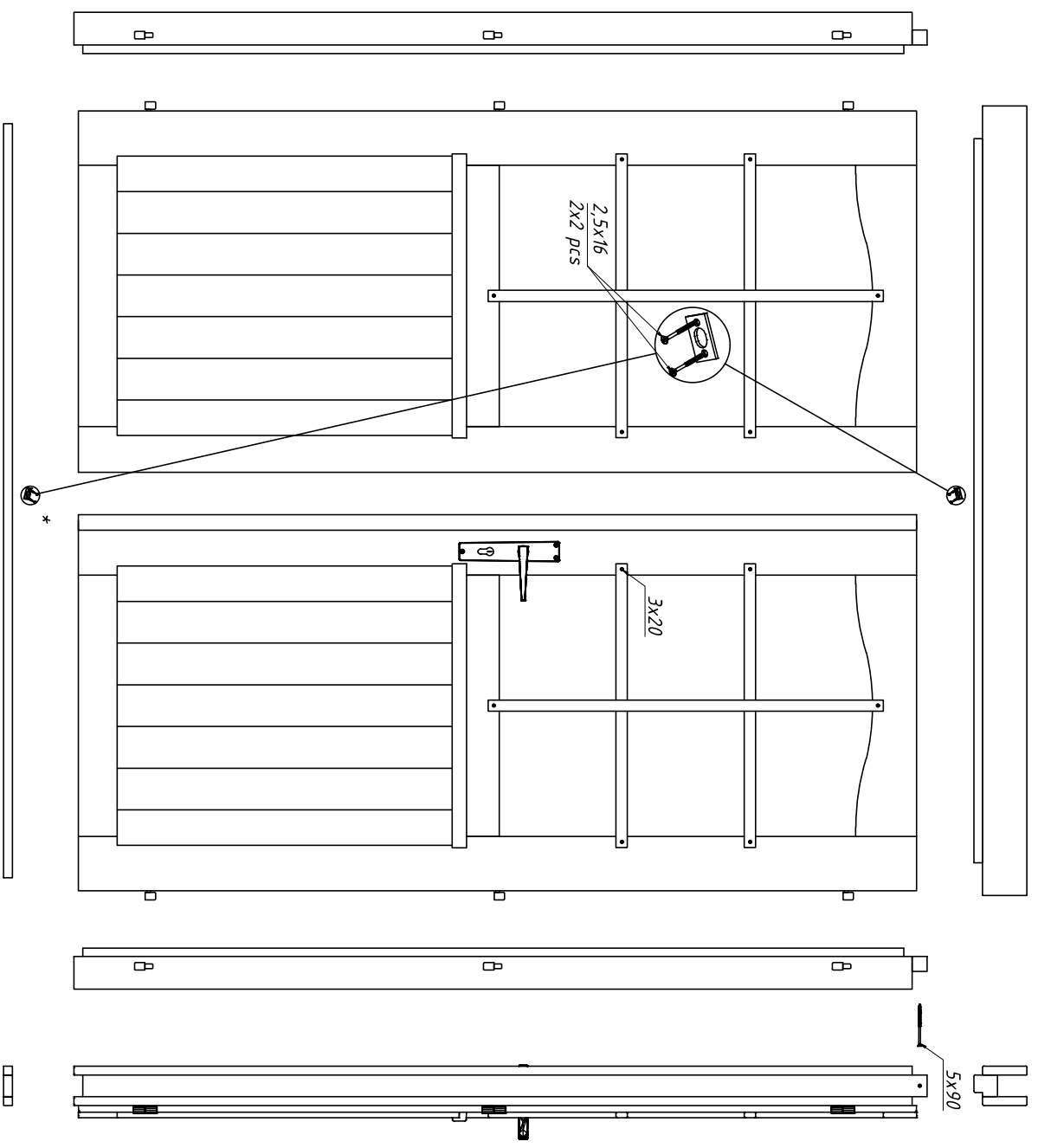




28x4.5  
\*

4.5x70

5x90



- \* The specification may vary depending on the specific model.
- \* Die Spezifikation können je nach Modell unterschiedlich sein.
- \* Les spécifications peuvent varier selon le modèle spécifique.
- \* Dependiendo del modelo, la especificación puede cambiar.
- \* Le specifiche possono variare a seconda del modello.
- \* Tekniset tiedot voivat vaihdella mallista riippuen.
- \* Spezifikationen kan variera beroende på den specifika modellen.

5x90

5x90