

# Installation manual

Montageanleitung • Notice de montage • Istruzioni per il montaggio • Manual de montaje • Monteringsanvisning •  
Installatiegids • Montážní návod • Asennusohje • Installationsmanual

## Log cabin FRX70-5341

Blockhaus • Maisonnette en poutres • Casa di travi • Casa de jardin • Anneks • Tuinhuis • Zahradní domek •  
Timmerstuga • Hirsimökki

Width 530 x Depth 410 cm

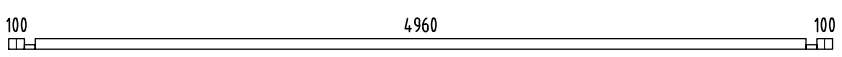
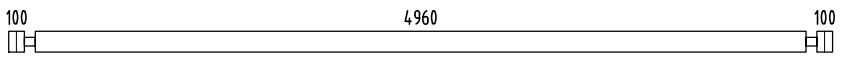
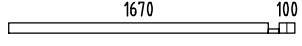



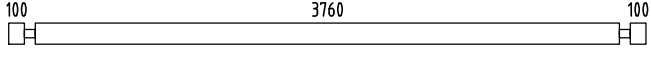
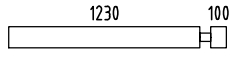





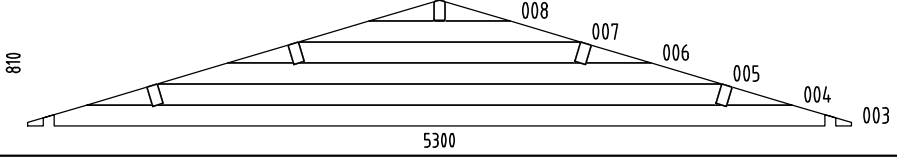
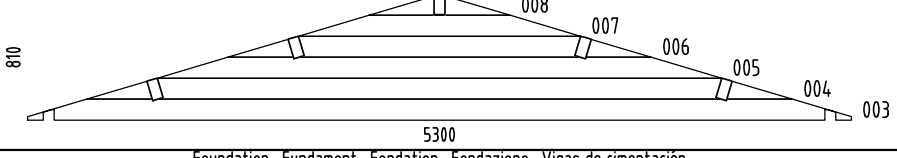

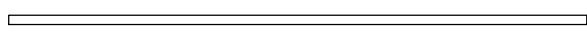






Breite/Tiefe • Largeur/Profondeur • Lunghezza/Profondità • Ancho/Profundidad • Bredde/Dybde • Breedte/Diepte  
• Šířka/Hloubka • Leveys/Pituus • Bredd/Längd

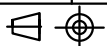
Log thickness 70 mm













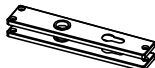













Bohlenstärke • Épaisseur des murs • Spessore delle pareti • Grosor de pared • Tykkelse • Wanddicke • Tloušťka  
stěny • Seinän paksuus • Väggtjocklek

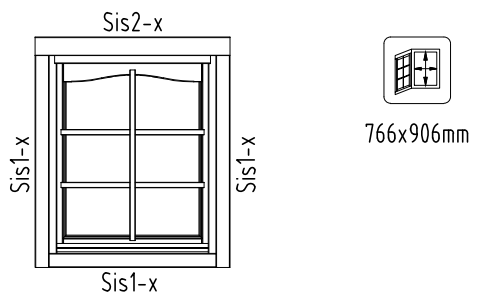
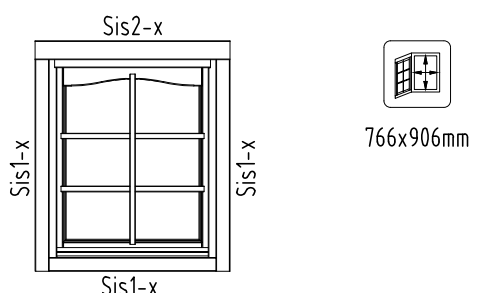
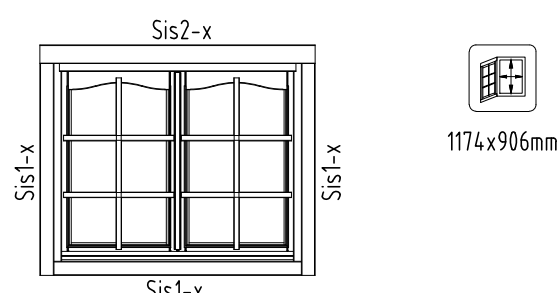



The producer shall have the right to make technical changes to the product • Technische Änderungen vorbehalten • Le  
producteur réserve le droit d'effectuer des modifications techniques au produit • Il produttore mantiene il diritto di apportare  
modifiche tecniche al prodotto • Reservado el derecho a modificaciones técnicas • Produsent forbeholder seg retten til å endre  
tekniske egenskaper ved produktet • Alle rechten en technische wijzigingen voorbehouden • Výrobce si vyhrazuje právo na  
technické změny výrobku • Valmistaja pidättää oikeuden tehdä tuotteeseen teknisiä muutoksia • Tillverkaren har rätt att utföra  
tekniska förändringar för produkten

Pos	SPECIFICATION-STÜCKLISTE-NOMENCLATURE-ELEMENTI-ESPECIFICACIÓN "FRX70-5341"	Pcs	Profile (mm)	Length (mm)
001		1	70x68	5300
002		16	70x135	5300
009		2	70x68	1840
010		12	70x135	1840
011		16	70x135	475
012		16	70x135	475
013		19	70x135	4100
014		15	70x135	1400
015		1	70x135	1830
016		2	70x135	4960
017		1	70x135	5500
018		1	70x135	4530
019		1	70x135	5500
W1-1		1		
W2-1		1		
AR2	Foundation- Fundament- Fondation- Fondazione- Vigas de cimentación 	2	80x60	5080
AR1	Foundation- Fundament- Fondation- Fondazione- Vigas de cimentación 	8	80x60	3720
Sla1	Slat- Leiste- Baguette- Listello- Listón 	1	19x70	1620
PR1	Purlin- Dachpfette- Arbalétrier- Arcareccio- Correa 	4	70x140	5500
PR2	Purlin- Dachpfette- Arbalétrier- Arcareccio- Correa 	1	70x140	5500
FB2-1	Floor board- Fussbodenbrett- Madrier du plancher - Tavola pavimento- Tabla de suelo 	43	89x19	4955
RB2-1	Roof board- Dachbrett- Madrier du toit- Tavola tetto- Tabla de tejado 	124	89x19	3150
Dia-1	Diamond- Deckbrett- Madrier- Tavola di copertura- Rombo 	2	19x140	300

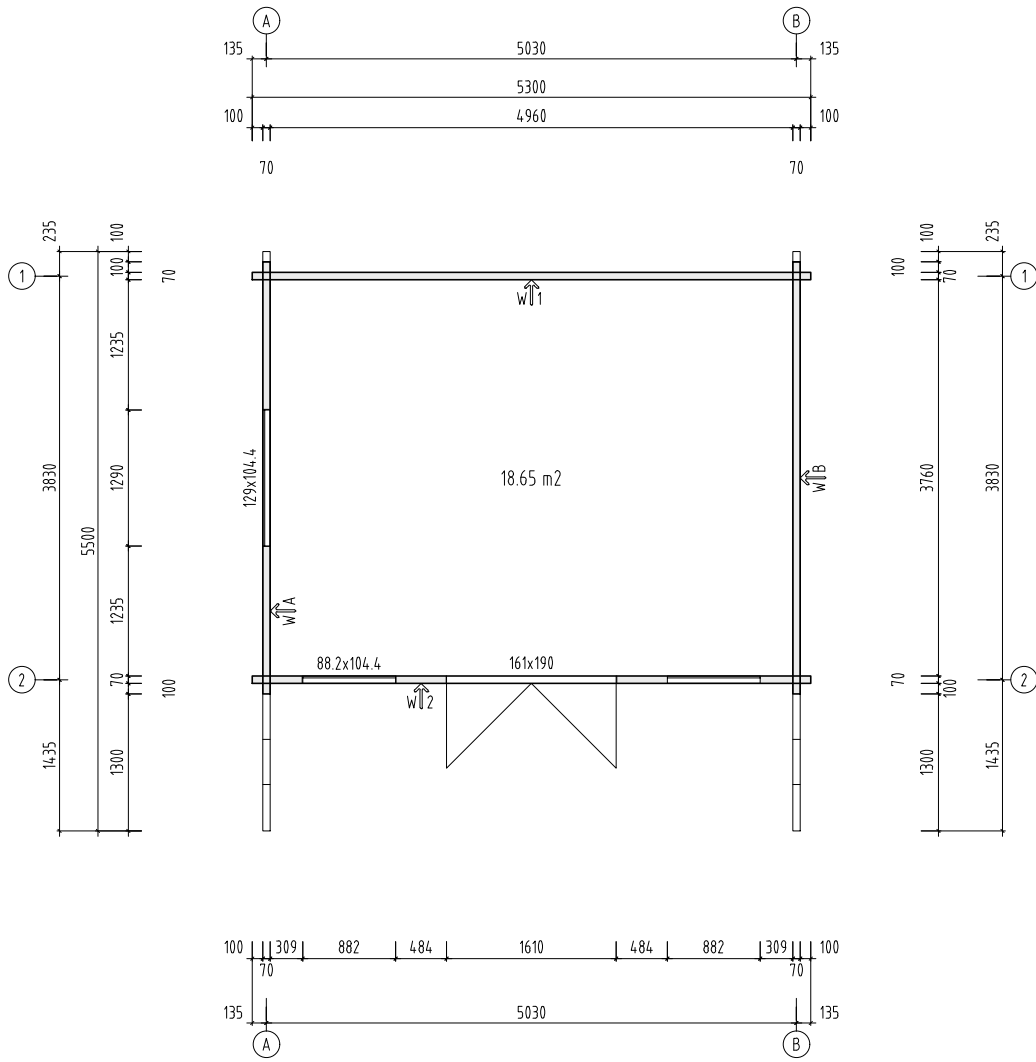


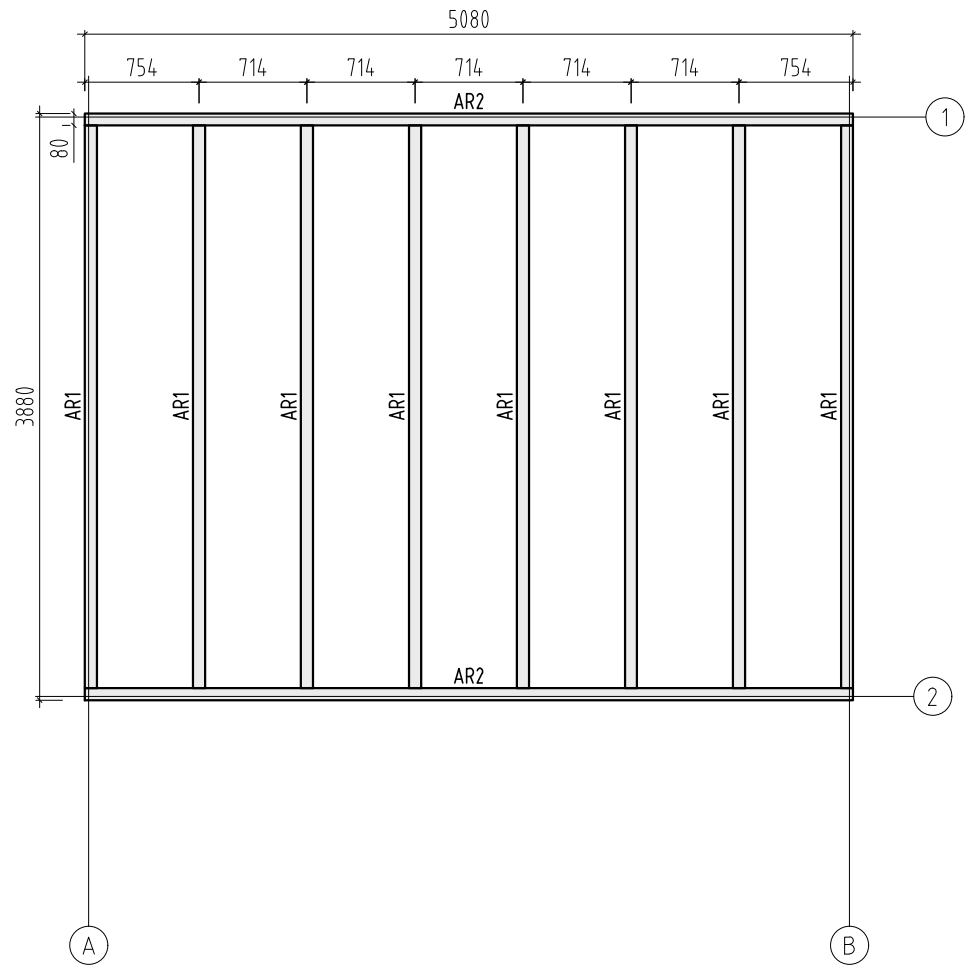
Pos	SPECIFICATION-STÜCKLISTE-NOMENCLATURE-ELEMENTI-ESPECIFICACIÓN "FRX70-5341"	Pcs	Profile (mm)	Length (mm)
EaE1-1	Eave edging- Dachrandbrett- Madrier en bordure du toit- Tavola bordo tetto- Tabla de valadizo 	4	16x95	2750
FaB9-1	Facia board wavy-Giebelblende.geschwun- gen-Écran frontal.arqué-Schermo frontone.curvo- Tabla de facia ondulada 	4	16x120	3190
FaB3-1	Facia board- Giebelblende- Écran frontal- Schermo frontone- Tabla de facia 	4	16x120	3190
FIB2-1	Floor beading- Fussbodenleiste- Baguette du plancher- Listello pavimento- Listón de suelo 	7	19x19	2600
RE2-1	Roof edge reinforcement- Dachrandleiste- Baguette en bordure du toit- Rinforzo bordo tetto- Refuerzo borde tejado 	2	32x40	2350
RE2-2	Roof edge reinforcement- Dachrandleiste- Baguette en bordure du toit- Rinforzo bordo tetto- Refuerzo borde tejado 	2	32x40	3150
Sis1-1	Side slat- Randleiste- Baguette en bordure- Listón de borde- Listello bordo 	4	19x70	846
Sis1-2	Side slat- Randleiste- Baguette en bordure- Listón de borde- Listello bordo 	12	19x70	1072
Sis1-3	Side slat- Randleiste- Baguette en bordure- Listón de borde- Listello bordo 	2	19x70	1254
Sis2-1	Side slat- Randleiste- Baguette en bordure- Listón de borde- Listello bordo 	4	19x95	986
Sis2-2	Side slat- Randleiste- Baguette en bordure- Listón de borde- Listello bordo 	2	19x95	1394
Fim	-Fixing kit- Befestigungsset- Moyens de fixation- Materiale di fissaggio- Kit de fijación	1	<u>USE</u>	
QULSy damik 30/35	Cylinder- Zylinderschloss- Serrure a mortaiser- Serratura a cilindro- Bombin- 30.35 	1	TU70-2R	
QULKat eHOBEk	Door fittings- Türbeschlag- Ferrure- Ferramenta porta- Manilla puerta- QULKateHOBEk 	1	TU70-2R	
QULli nkHOBE	Door fittings- Türbeschlag- Ferrure- Ferramenta porta- Manilla puerta- QULLinkHOBE 	1	TU70-2R	
QServa riiviv astus160	Keeper- Schliessblech- Tole- Lamiera- Aldaba de candado- 160 	1	TU70-2R	
QNA1 4x40M	Nail- Nagel- Clou- Chiodo- Clavo- 1.4x40mm 	40	FIB2-1	
QNA2 2x50Zn	Nail- Nagel- Clou- Chiodo- Clavo- 2.5x50mm 	900	FB2-1;RB2-1	
QKR3 5x40Zn	Screw- Schraube- Vis- Vite- Tornillo- 3.5x40mm 	110	EaE1-1;FaB9-1 FaB3-1; RE2-1 RE2-2	
QKR3x 16kZn	Screw- Schraube- Vis- Vite- Tornillo- 3x16mm kZn 	2		
QKR3 x20Zn	Screw- Schraube- Vis- Vite- Tornillo- 3x20mm 	36	TU70-2R; A70-1L; A70-1R; TA70-2R	
QKR4 5x50Zn	Screw- Schraube- Vis- Vite- Tornillo- 4.5x50mm 	100	SiSx	
QKR4 5x70Zn	Screw- Schraube- Vis- Vite- Tornillo- 4.5x70mm 	20	001; 009; 017; 019 PRx	
QKR5 x90Zn	Screw- Schraube- Vis- Vite- Tornillo- 5x90mm 	4	TU70-2R	
QKR6x 120Zn	Screw- Schraube- Vis- Vite- Tornillo- 6x120mm 	16	ARx	
	Object name "FRX70-5341"			Page 2/4

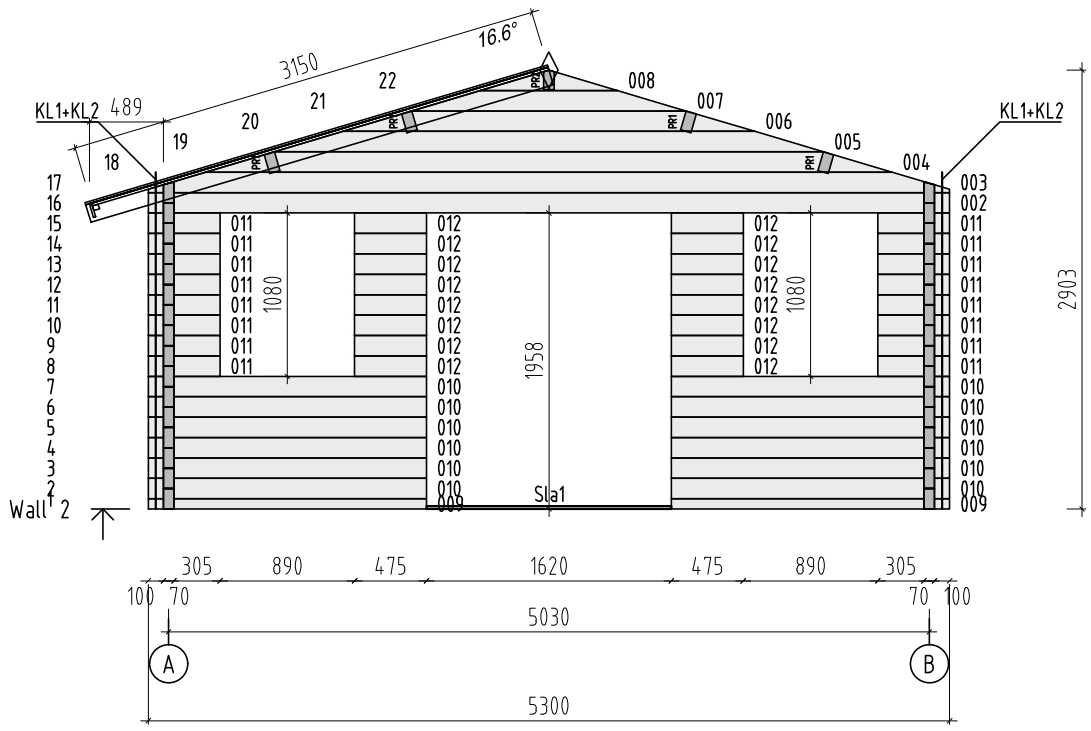
Pos	SPECIFICATION-STÜCKLISTE-NOMENCLATURE-ELEMENTI-ESPECIFICACIÓN "FRX70-5341"	Pcs	Profile (mm)	Length (mm)
QALLinkHOBE	Window fittings- Fenstergriff- Poigne de la fenêtre- Maniglia finestra- Manilla (ventana)	3	TA70-2R; A70-1L; A70-1R;	
KL1	Threaded rod- Gewindestangen- Barre fileté- Asta filettata- Varilla roscada M10	4		2000
KL2	Threaded rod- Gewindestangen- Barre fileté- Asta filettata- Varilla roscada M10	4		170
	Nut- Schraubenmutter- Écrou- Dado- Tuerca- M10mm	4		
	Washer- Dichtscheibe- Joint- Rondella- Arandela- 10x30mm	4		
	Extension nut- Verlängerungsmutter- Écrou rallonge- Dado di prolunga- Tuerca de extensión- JM10	4		
	Captive nut- Einschlagmutter- Écrou a griffes- Dado a ragno filettatura- Tuerca arana- LM10	4		
A70-1L	Window - Fenster - Fenetre - Finestra-Ventana 882x1044 	1		
A70-1R	Window - Fenster - Fenetre - Finestra-Ventana 882x1044 	1		
TA70-2R	Window - Fenster - Fenetre - Finestra-Ventana 1290x1044 	1		
	Object name "FRX70-5341"		Page	3/4



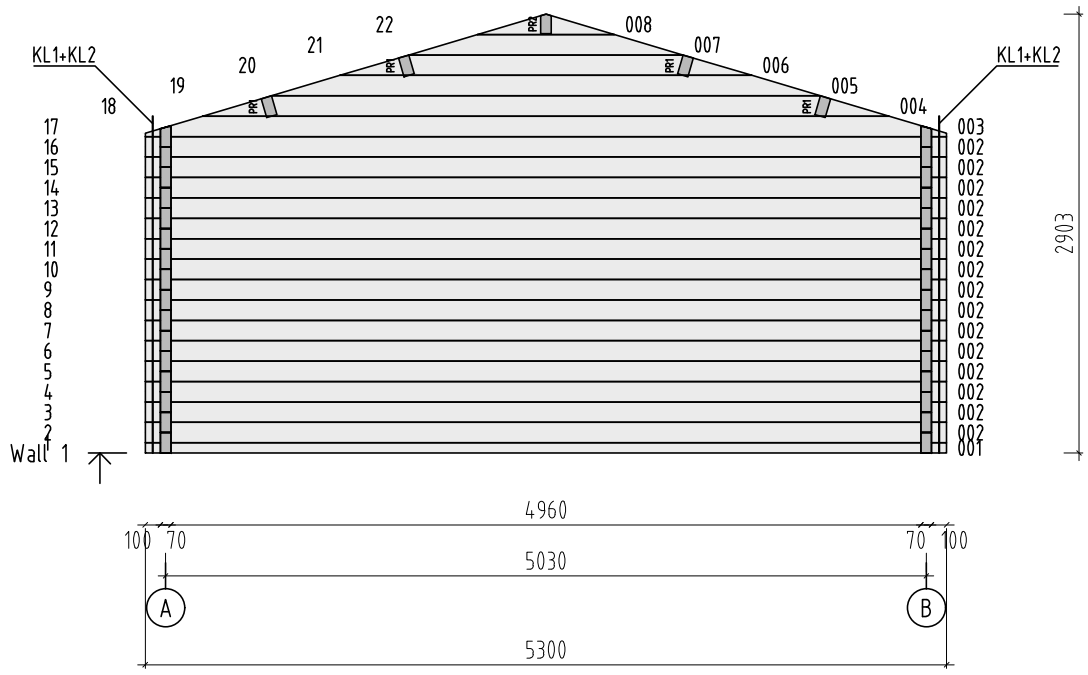
H = 1.500 m  
TOTAL: 18.65 m<sup>2</sup>

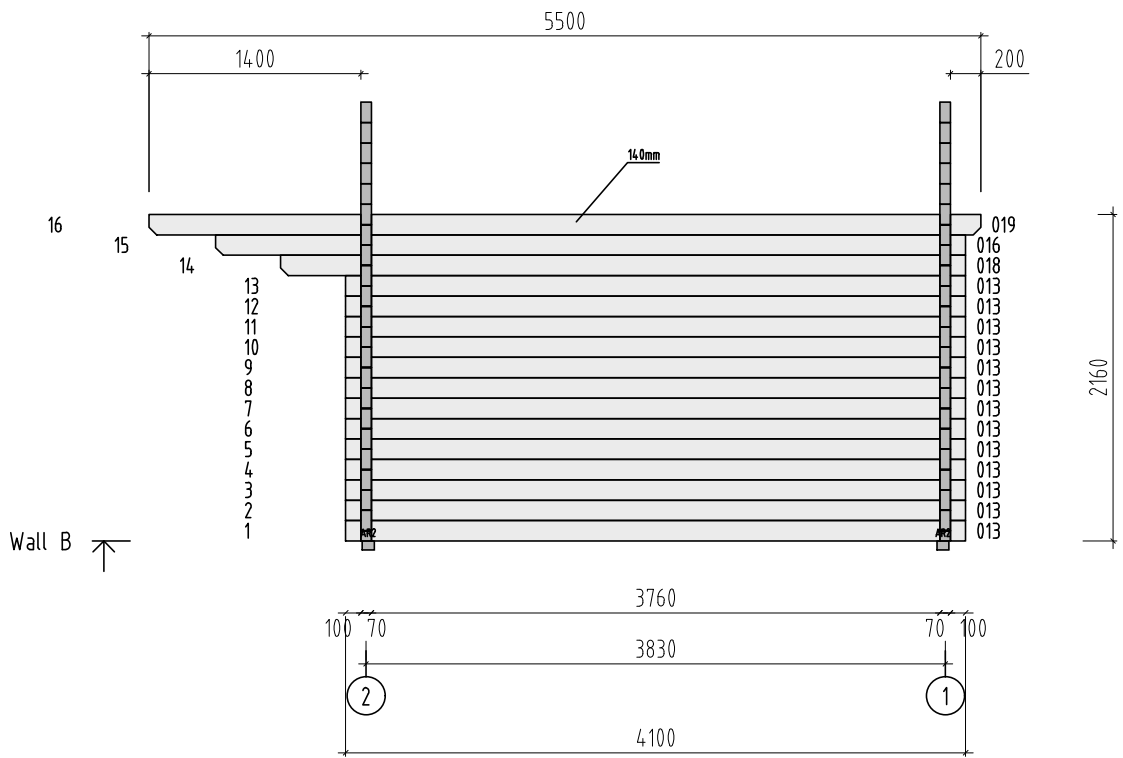


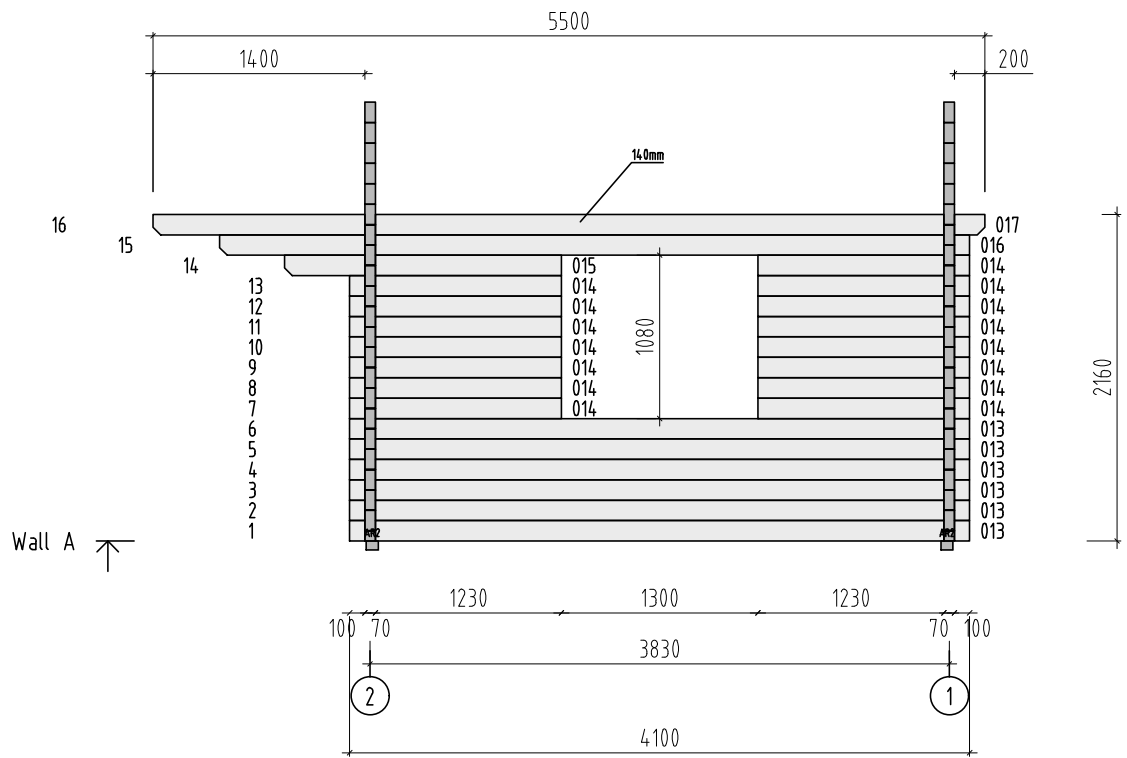








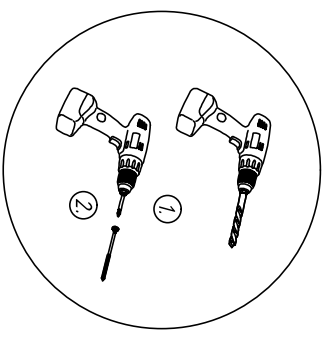
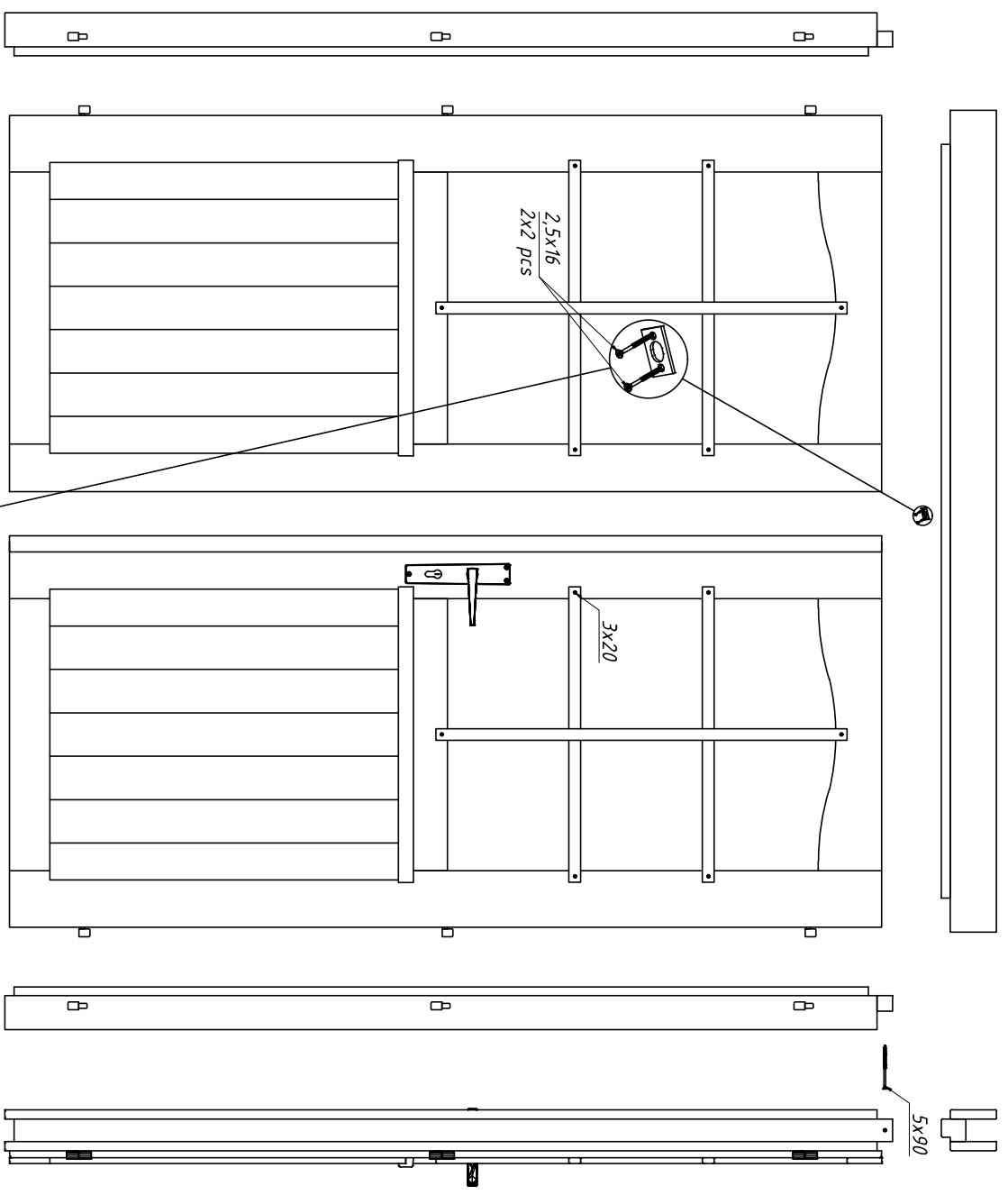




28x4.5  
\*

4.5x70

5x90



- \* The specification may vary depending on the specific model.
- \* Die Spezifikation können je nach Modell unterschiedlich sein.
- \* Les spécifications peuvent varier selon le modèle spécifique.
- \* Dependiendo del modelo, la especificación puede cambiar.
- \* Le specifiche possono variare a seconda del modello.
- \* Teknisset tiedot voivat vaihdella mallista riippuen.
- \* Spezifikationen kan variera beroende på den specifika modellen.

5x90

5x90