

# Installation manual

Montageanleitung • Notice de montage • Istruzioni per il montaggio  
Manual de montaje • Monteringsanvisning • Installatiegids

## Log cabin FRJ44-5341

Blockhaus • Maisonnette en poutres • Casa di travi • Casa de jardin • Anneks • Tuinhuis

Width 530 x Depth 410 cm

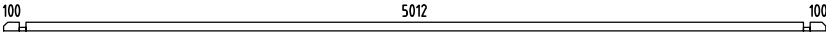
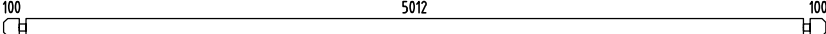
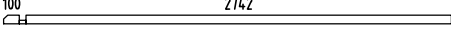




















Breite/Tiefe • Largeur/Profondeur • Lunghezza/Profondità • Ancho/Profundidad • Bredder/Dybde • Breedte/Diepte

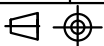
Log thickness 44 mm

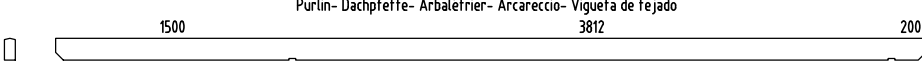















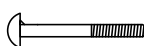
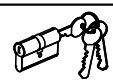






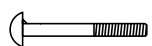


Bohlenstärke • Épaisseur des murs • Spessore delle pareti • Grosor de pared • Tykkelse • Wanddicke

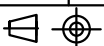





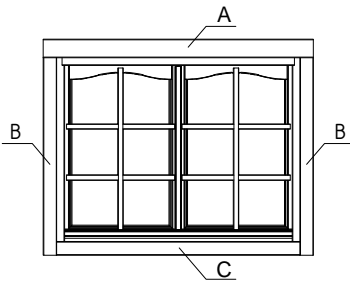
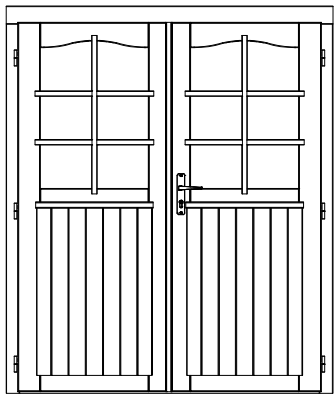
The producer shall have the right to make technical changes to the product • Technische Änderungen vorbehalten • Le producteur réserve le droit d'effectuer des modifications techniques au produit • Il produttore mantiene il diritto di apportare modifiche tecniche al prodotto • Reservado el derecho a modificaciones técnicas • Produsent forbeholder seg retten til å endre tekniske egenskaper ved produktet • Alle rechten en technische wijzigingen voorbehouden

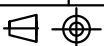
Pos	SPECIFICATION-STÜCKLISTE-NOMENCLATURE-ELEMENTI-ESPECIFICACIÓN -FRJ44-5341-	Pcs	Profile (mm)	Length (mm)
001		1	44x57	5300
002		17	44x114	5300
009		1	44x57	2886
010		1	44x57	794
011		8	44x114	2886
012		26	44x114	794
013		9	44x114	794
014		20	44x114	4100
015		1	44x114	4380
016		1	44x114	4660
017		1	44x114	4940
018		2	44x114	5220
019		1	44x114	5600
020		15	44x114	1400
021		1	44x114	1680
022		1	44x114	1960
023		1	44x114	2240
024		1	44x114	5600
W1-1		1		
W2-1		1		
AR2	Foundation- Fundament- Fondation- Fondazione- Vigas de cimentación 	2	60x80	5090
AR1	Foundation- Fundament- Fondation- Fondazione- Vigas de cimentación 	9	60x80	3770
PR1	Purlin- Dachpfette- Arbalétrier- Arcareccio- Vigueta de tejado 	4	70x140	5600

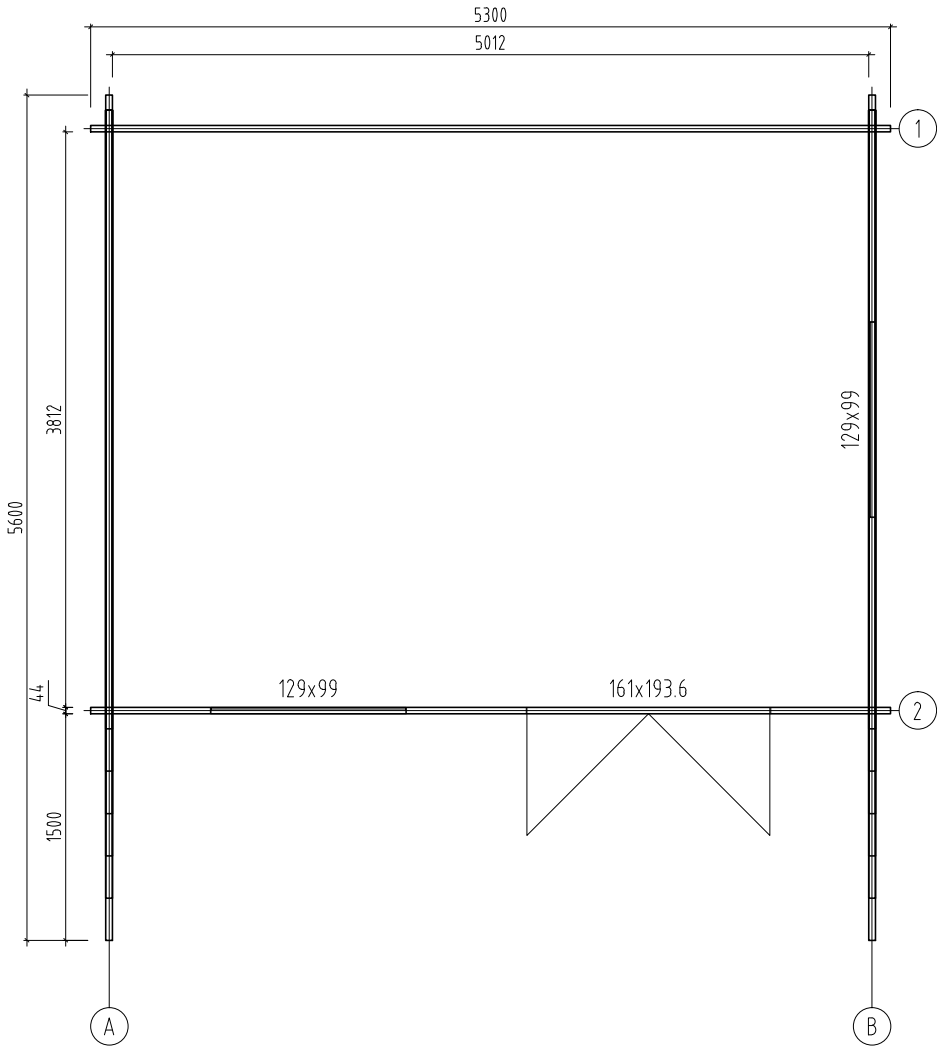


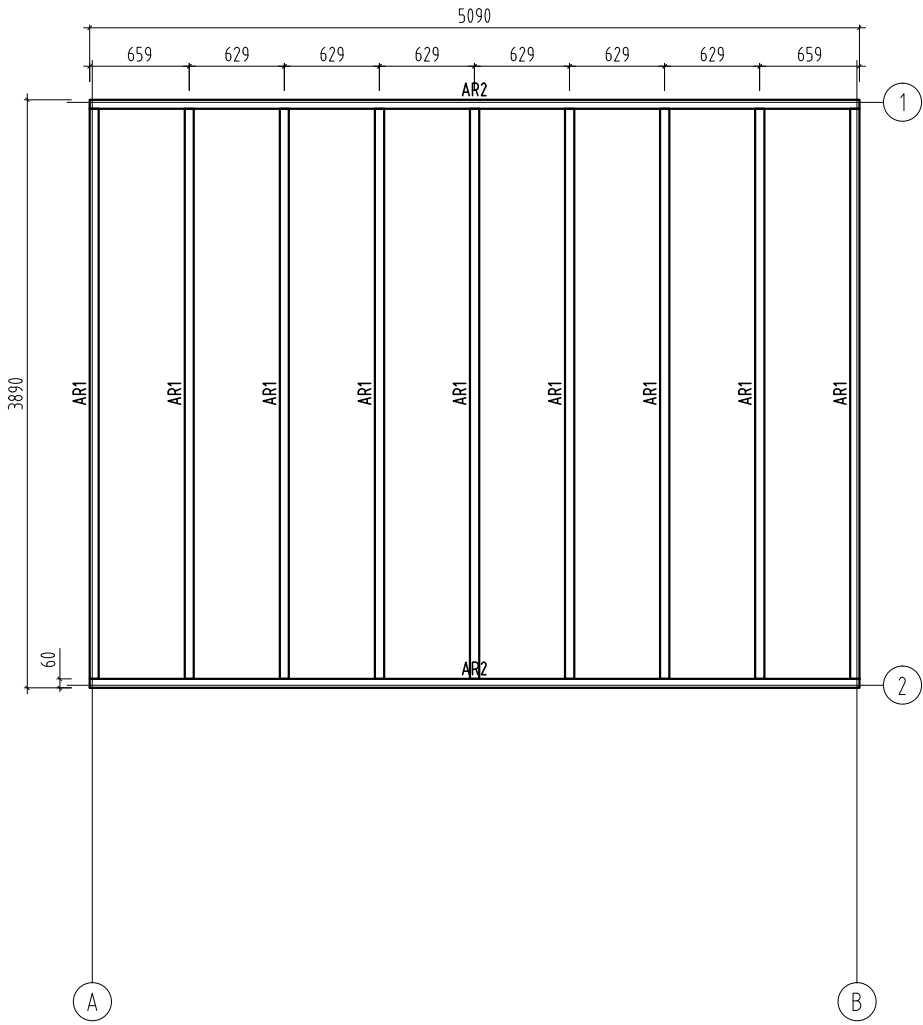
Pos	SPECIFICATION-STÜCKLISTE-NOMENCLATURE-ELEMENTI-ESPECIFICACIÓN -FRJ44-5341-	Pcs	Profile (mm)	Length (mm)
PR2		1	70x140	5600
060	Floor board- Fussbodenbrett- Madrier du plancher - Tavola pavimento- Tabla de suelo 	43	89x19	5005
070	Roof board- Dachbrett- Madrier du toit- Tavola tetto- Tabla de tejado 	126	89x19	2951
120	Diamond- Deckbrett- Madrier- Tavola di copertura- Rombo 	2	19x140	300
090	Eave edging- Dachrandbrett- Madrier en bordure du toit- Tavola bordo tetto- Tabla de valadizo 	4	16x95	2800
100	Facia board wavy-Giebelblende.geschwun- gen-Écran frontal.arqué-Schermo frontone.curvo- Tabla de facia ondulada 	4	16x120	2991
101	Facia board- Giebelblende- Écran frontal- Schermo frontone- Tabla de facia 	4	16x120	2991
130	Floor beading- Fussbodenleiste- Baguette du plancher- Listello pavimento- Listón de suelo 	8	19x19	2550
080	Roof edge reinforcement- Dachrandleiste- Baguette en bordure du toit- Rinforzo bordo tetto- Refuerzo borde tejado 	2	32x40	2650
081	Roof edge reinforcement- Dachrandleiste- Baguette en bordure du toit- Rinforzo bordo tetto- Refuerzo borde tejado 	2	32x40	2950
Sis1	Side slat- Randleiste- Baguette en bordure- Listón de borde- Listello bordo 	8	19x70	1018
Sis2	Side slat- Randleiste- Baguette en bordure- Listón de borde- Listello bordo 	4	19x70	1254
Sis3	Side slat- Randleiste- Baguette en bordure- Listón de borde- Listello bordo 	4	19x95	1394
156	Slat- Leiste- Baguette- Listello- Listón 	1	19x45	1620
140	Storm brace- Sturmleiste- Protection contre le vent- Antivento- Protector contra tormentas 	4	25x45	2000
Fim	-Fixing kit- Befestigungsset- Moyens de fixation- Materiale di fissaggio- Kit de fijación 	1	USE	
QPUP 08x80	Bolt -Schloss-schraube -Boulon- Bullone- Perno- M8x80mm PUP0 	8	140	
	Cylinder- Zylinderschloss- Serrure a mortaiser- Serratura a cilindro- Bombin 	1	TU44-7R	
	Door fittings- Türbeschlag- Ferrure- Ferramenta porta- Manilla (puerta) 	1	TU44-7R	
QServa riiviv astus160	Keeper- Schliessblech- Tole- Lamiera- Aldaba de candado 	1	TU44-7R	
QNA1 4x40M	Nail- Nagel- Clou- Chiodo- Clavo- 1.4x40mm 	40	130; ...	
QNA2 2x50Zn	Nail- Nagel- Clou- Chiodo- Clavo- 2.5x50mm 	1000	060; 070; ...	
QNA4x 120ZN	Nail- Nagel- Clou- Chiodo- Clavo- 4x120mm 	18	ARx; ...	
QMU8	Nut- Schraubenmutter- Écrou- Dado- Tuerca- M8mm 	8		
QKR2 5 x16kZn	Screw- Schraube- Vis- Vite- Tornillo- 2.5x16mm 	2		

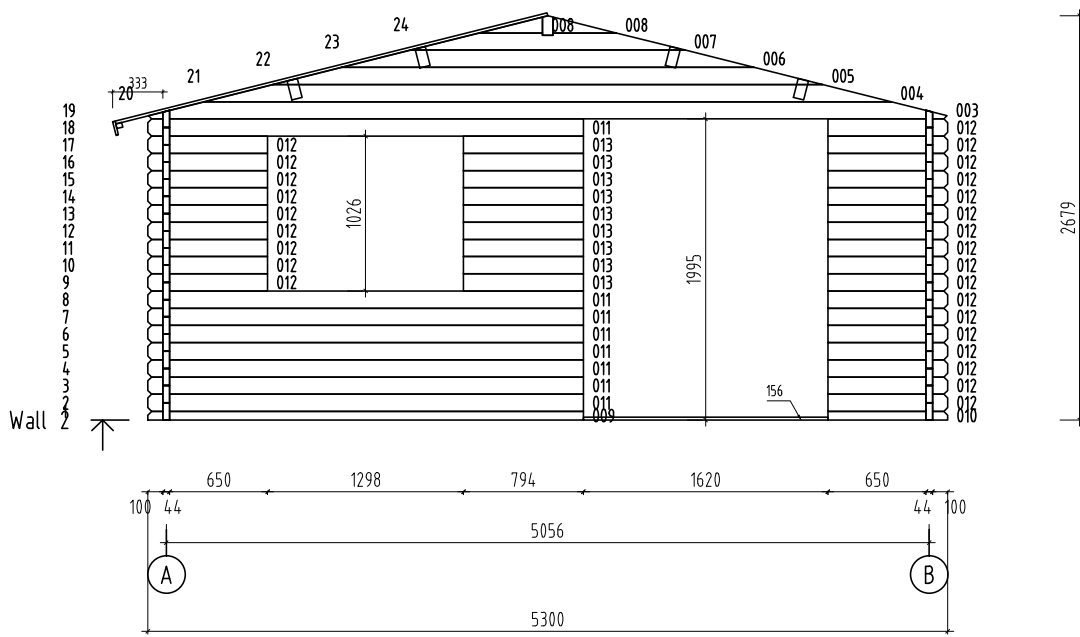


Pos	SPECIFICATION-STÜCKLISTE-NOMENCLATURE-ELEMENTI-ESPECIFICACIÓN -FRJ44-5341-	Pcs																															
QKR3 x16kZ <sup>N</sup>	Screw- Schraube- Vis- Vite- Tornillo- 3x16mm	2																															
QKR3 5x40Z <sup>N</sup>	Screw- Schraube- Vis- Vite- Tornillo- 3.5x40mm	80	080; 090; 100; ...																														
QKR3 x20Z <sup>N</sup>	Screw- Schraube- Vis- Vite- Tornillo- 3x20mm	36	TU44-7R; TA44-4R																														
QKR4 5x50Z <sup>N</sup>	Screw- Schraube- Vis- Vite- Tornillo- 4.5x50mm	64	Sisx																														
QKR4 5x70Z <sup>N</sup>	Screw- Schraube- Vis- Vite- Tornillo- 4.5x70mm	20	001; 009; 010; 019; 024; PRx																														
QKR5 x90Z <sup>N</sup>	Screw- Schraube- Vis- Vite- Tornillo- 5x90mm	4	TU44-7R																														
QSE8x22	Washer- Dichtscheibe- Joint- Rondella- Arandela- 8x22mm	8																															
QALLi nkHOBE	Window fittings- Fenstergriff- Poigne de la fenêtre- Maniglia finestra- Manilla (ventana)	2																															
TA4 4-4R	<p>Window - Fenster - Fenetre - Finestra-Ventana 1290x990</p>  <table border="1" data-bbox="678 907 1093 1131"> <thead> <tr> <th colspan="6">Side slat- Randleiste- Baguette en bordure- Listón de borde- Listello bordo</th> </tr> <tr> <th></th> <th>Pos</th> <th>(mm)</th> <th>(mm)</th> <th>(mm)</th> <th>(pcs)</th> </tr> </thead> <tbody> <tr> <td>Sis ...</td> <td>A</td> <td>19</td> <td>95</td> <td>1394</td> <td>2</td> </tr> <tr> <td>Sis ...</td> <td>B</td> <td>19</td> <td>70</td> <td>1018</td> <td>4</td> </tr> <tr> <td>Sis ...</td> <td>C</td> <td>19</td> <td>70</td> <td>1254</td> <td>2</td> </tr> </tbody> </table>	Side slat- Randleiste- Baguette en bordure- Listón de borde- Listello bordo							Pos	(mm)	(mm)	(mm)	(pcs)	Sis ...	A	19	95	1394	2	Sis ...	B	19	70	1018	4	Sis ...	C	19	70	1254	2	2	
Side slat- Randleiste- Baguette en bordure- Listón de borde- Listello bordo																																	
	Pos	(mm)	(mm)	(mm)	(pcs)																												
Sis ...	A	19	95	1394	2																												
Sis ...	B	19	70	1018	4																												
Sis ...	C	19	70	1254	2																												
TU4 4-7R	<p>Door - Tür - Porte - Porta-Puerta 1610x1936</p> 	1																															



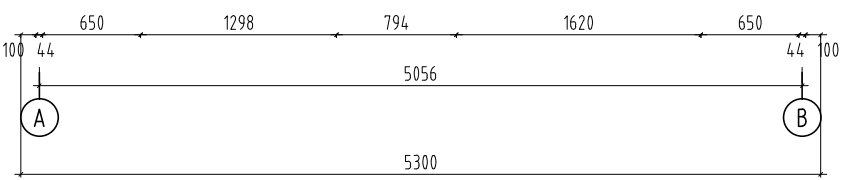


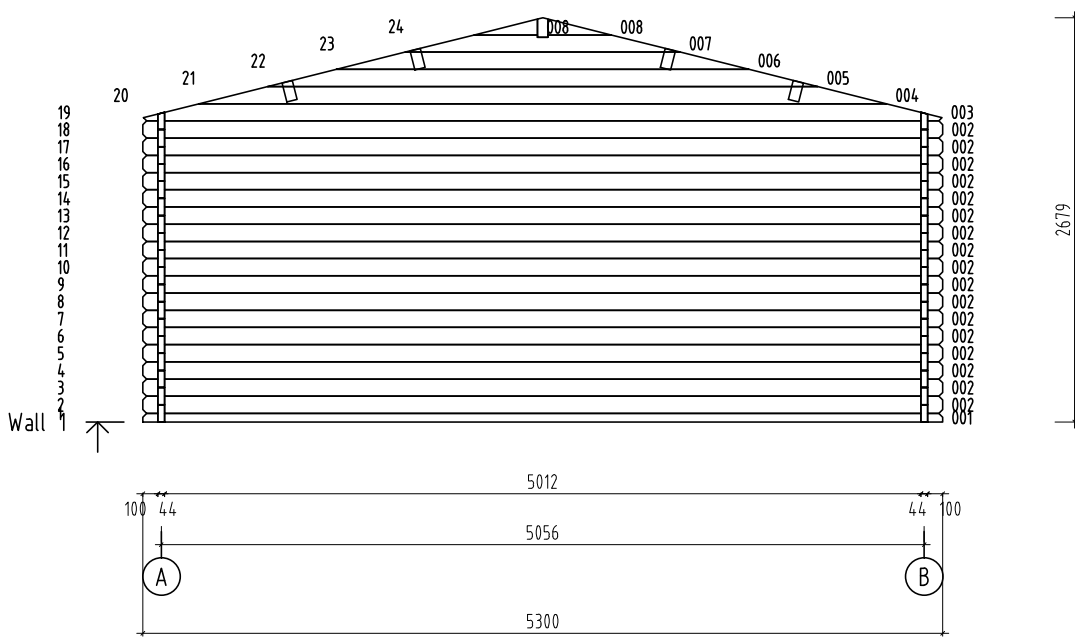




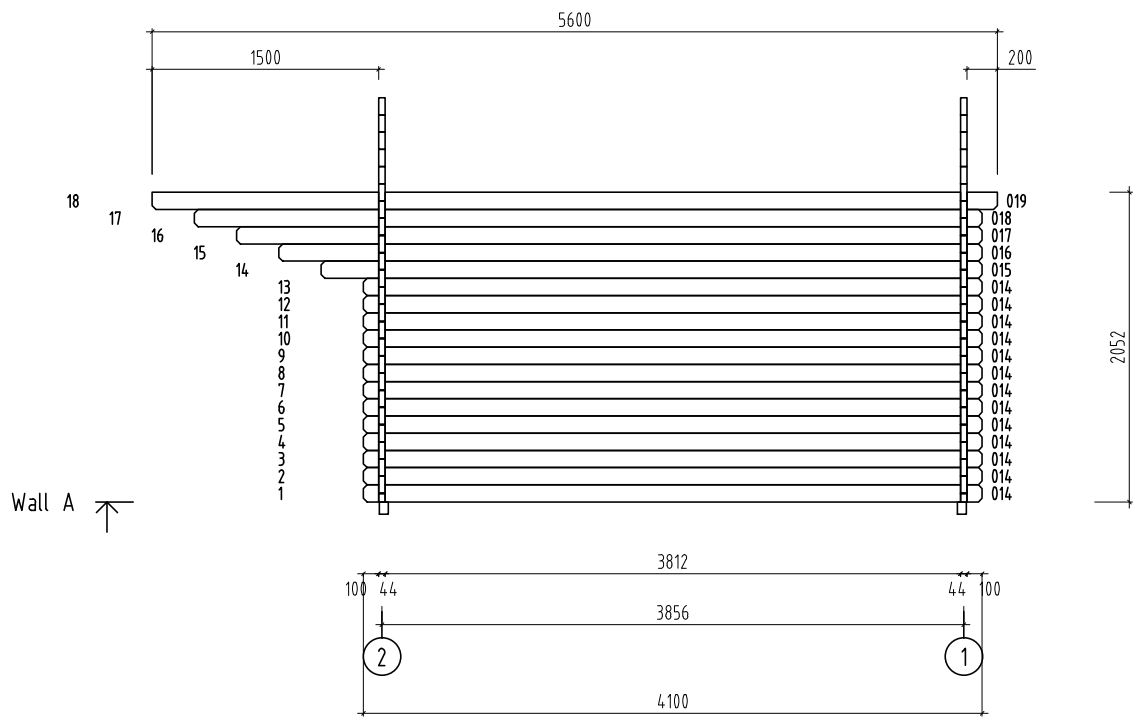
19  
18  
17  
16  
15  
14  
13  
12  
11  
10  
9  
8  
7  
6  
5  
4  
3  
2  
Wall 2

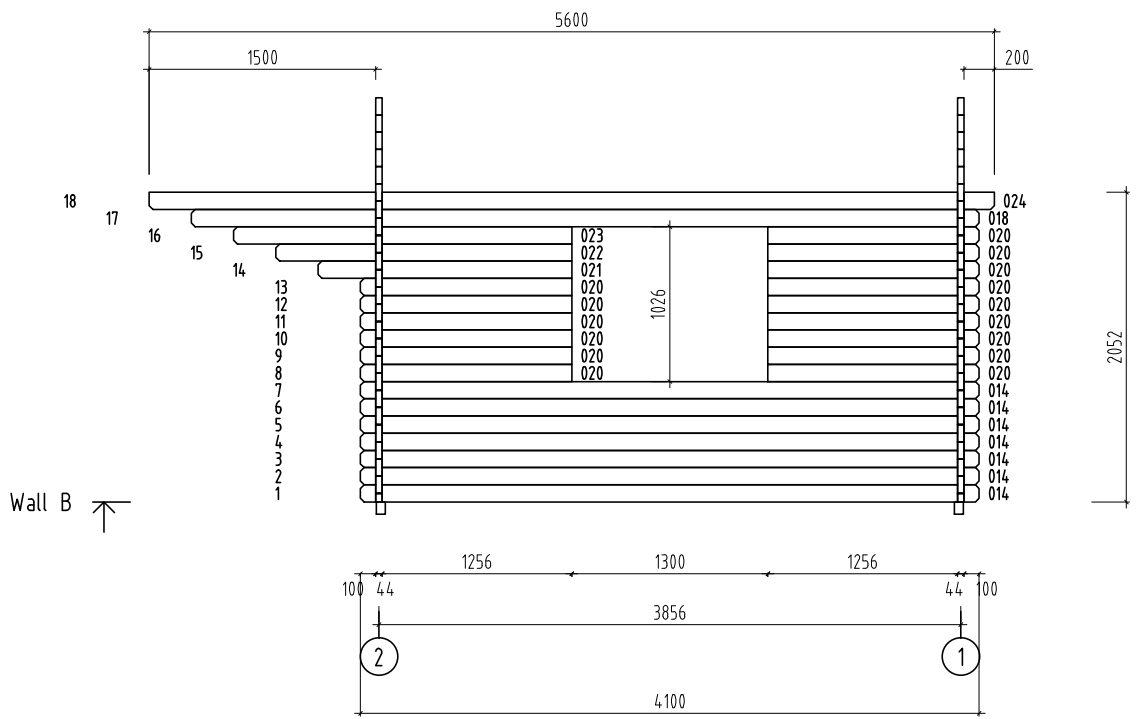
2679

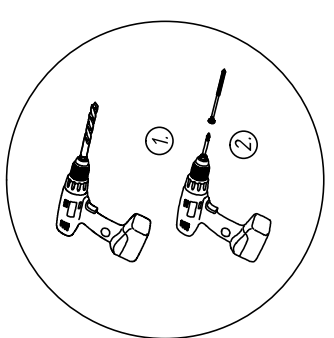
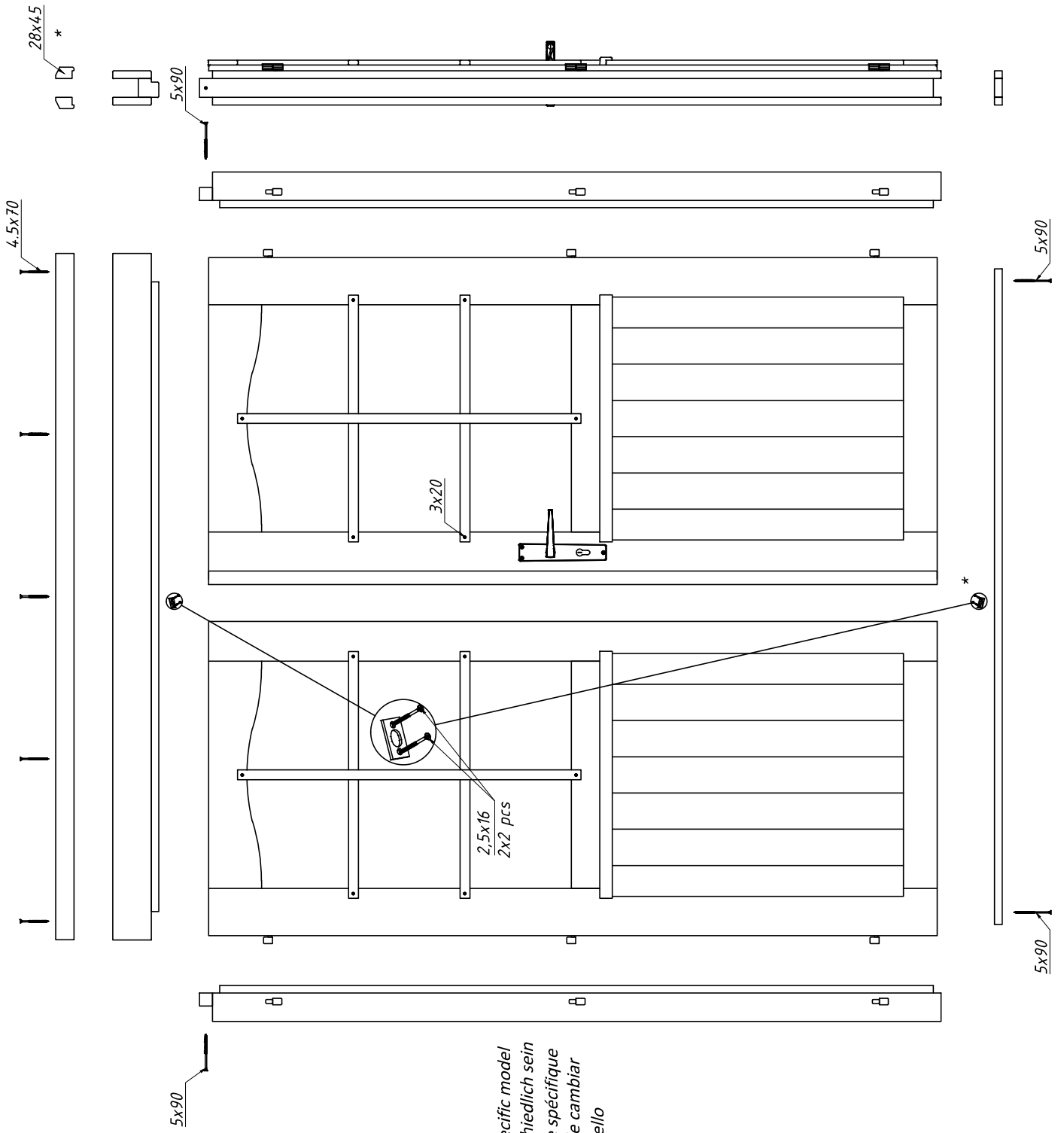












\* The specification may vary depending on the specific model  
 \* Die Spezifikation können je nach Modell unterschiedlich sein  
 \* Les spécifications peuvent varier selon le modèle spécifique  
 \* Dependiendo del modelo, la especificación puede cambiar  
 \* Le specifiche possono variare a seconda del modello