

Installation manual

Montageanleitung • Notice de montage • Istruzioni per il montaggio
Manual de montaje • Monteringsanvisning • Installatiegids

Log cabin FRF44-3556

Blockhaus • Maisonnette en poutres • Casa di travi • Casa de jardin • Anneks • Tuinhuis

Width 350 x Depth 560 cm

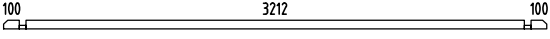
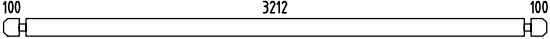
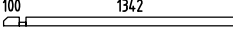




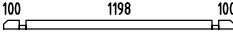
















Breite/Tiefe • Largeur/Profondeur • Lunghezza/Profondità • Ancho/Profundidad • Bredder/Dybde • Breedte/Diepte

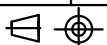
Log thickness 44 mm

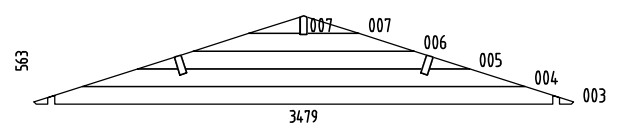






















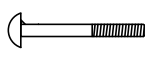
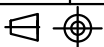
Bohlenstärke • Épaisseur des murs • Spessore delle pareti • Grosor de pared • Tykkelse • Wanddikte

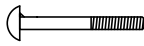


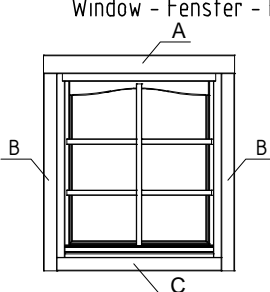
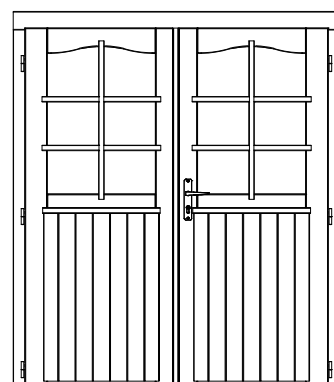


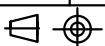
The producer shall have the right to make technical changes to the product • Technische Änderungen vorbehalten • Le producteur réserve le droit d'effectuer des modifications techniques au produit • Il produttore mantiene il diritto di apportare modifiche tecniche al prodotto • Reservado el derecho a modificaciones técnicas • Produsent forbeholder seg retten til å endre tekniske egenskaper ved produktet • Alle rechten en technische wijzigingen voorbehouden

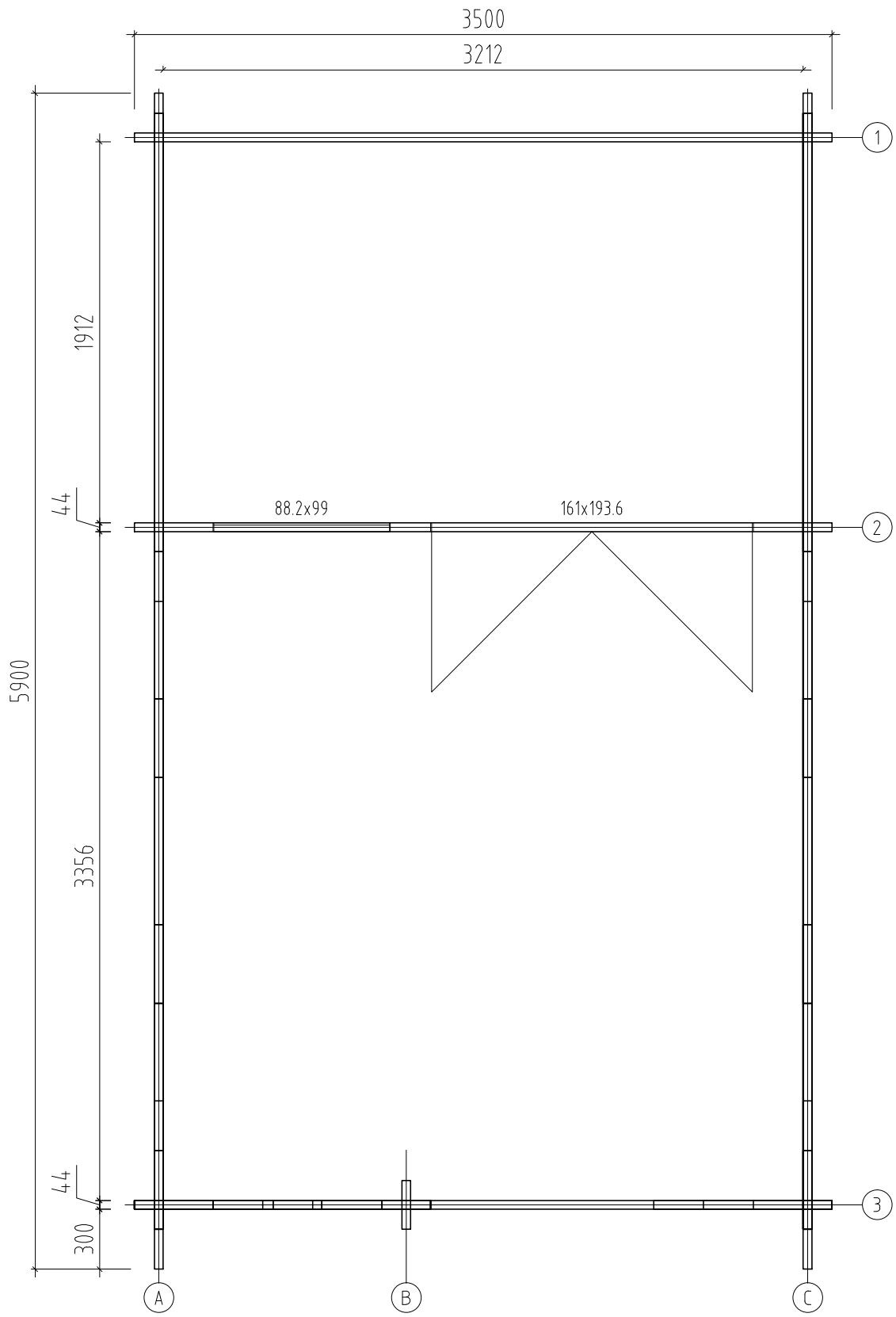
Pos	SPECIFICATION-STÜCKLISTE-NOMENCLATURE-ELEMENTI-ESPECIFICACIÓN "FRF44-3556"	Pcs	Profile (mm)	Length (mm)
001		1	44x57	3500
002		20	44x114	3500
008		1	44x57	1486
009		1	44x57	394
010		8	44x114	1486
011		26	44x114	394
012		9	44x114	202
013		1	44x57	1486
014		1	44x57	394
015		4	44x114	1486
016		47	44x114	394
017		2	44x114	244
018		8	44x114	244
019		1	44x114	1486
020		4	44x114	644
021		2	44x114	894
022		10	44x114	5600
023		12	44x114	394
024		22	44x114	2200
025		2	44x114	5600
026		2	44x114	2450
027		1	44x114	5900
028		1	44x114	244
029		1	44x114	5900

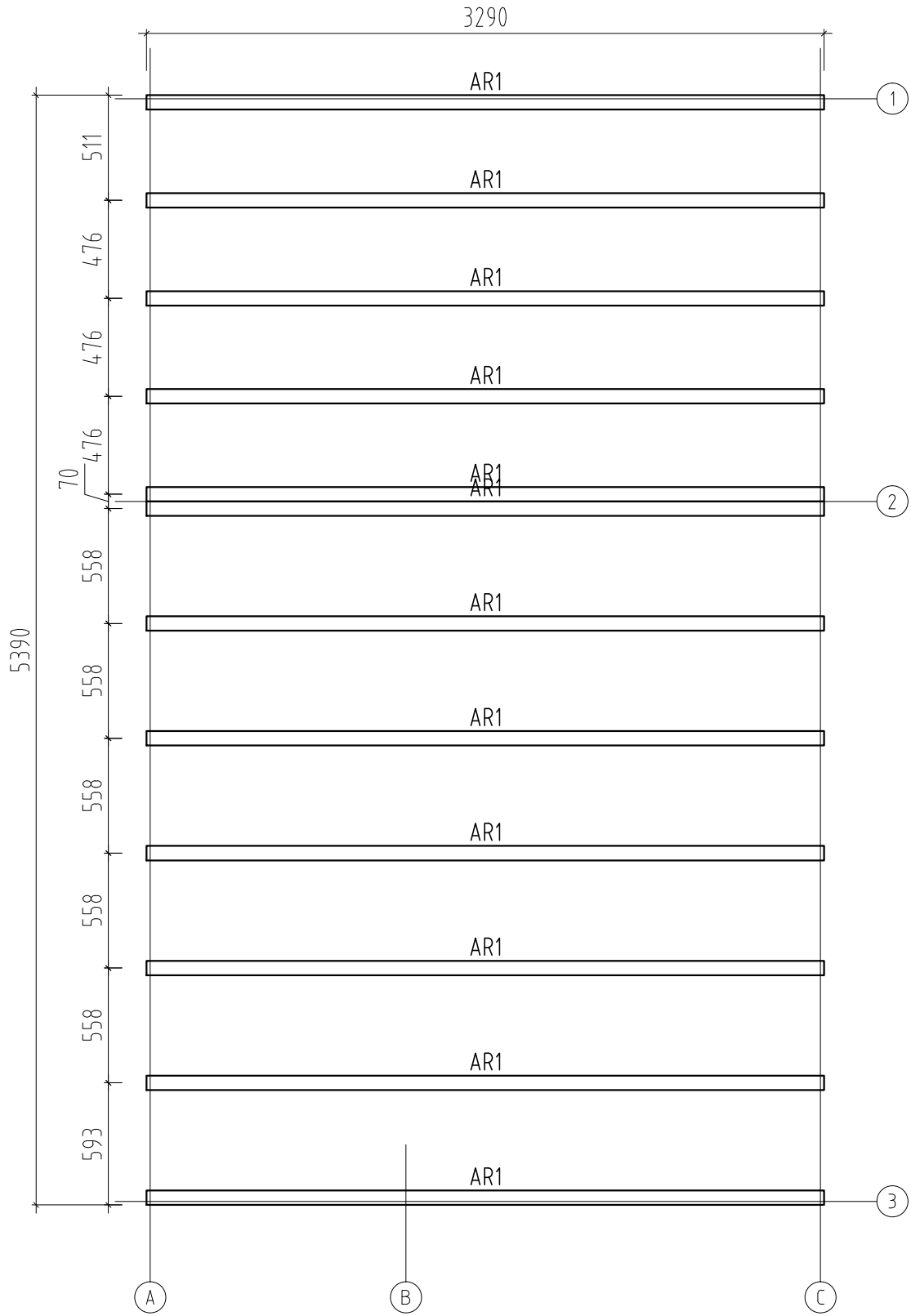


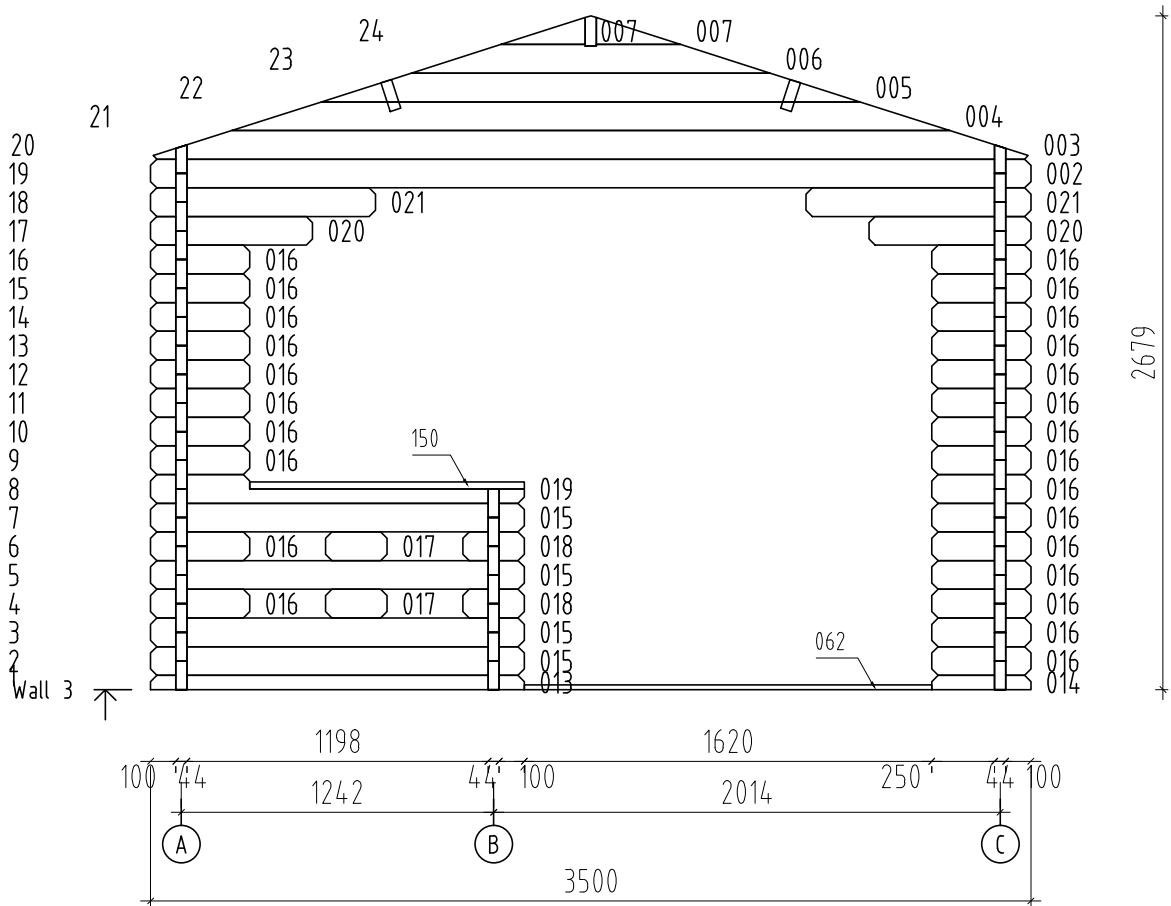
Pos	SPECIFICATION-STÜCKLISTE-NOMENCLATURE-ELEMENTI-ESPECIFICACIÓN "FRF44-3556"	Pcs	Profile (mm)	Length (mm)
W1-1 W2-1 W3-1		1 1 1		
AR1	Foundation- Fundament- Fondation- Fondazione- Vigas de cimentación 	12	70x45	3290
PR1	Purlin- Dachpfette- Arbalétrier- Arcareccio- Correa 300 3356 1912 200 	2	44x140	5900
PR2	Purlin- Dachpfette- Arbalétrier- Arcareccio- Correa 300 3356 1912 200 	1	44x140	5900
060	Floor board- Fussbodenbrett- Madrier du plancher - Tavola pavimento- Tabla de suelo 	37	89x19	1907
061	Terrace board- Terrassenbrett- Madrier de terrace- Tavola terrazzo- Tabla de terraza 	33	95x19	3351
062	Terrace board- Terrassenbrett- Madrier de terrace- Tavola terrazzo- Tabla de terraza 	1	95x19	1620
070	Roof board- Dachbrett- Madrier du toit- Tavola tetto- Tabla de tejado 	134	89x19	2050
150	Covering board- Deckbrett- Madrier de couverture- Tavola di copertura- Listón de cubierta 	1	28x120	1092
151	Covering board- Deckbrett- Madrier de couverture- Tavola di copertura- Listón de cubierta 	2	28x120	3006
120	Diamond- Deckbrett- Madrier- Tavola di copertura- Rombo 	2	19x140	300
090	Eave edging- Dachrandbrett- Madrier en bordure du toit- Tavola bordo tetto- Tabla de valadizo 	4	16x95	2950
100	Facia board- Giebelblende- Écran frontal- Schermo frontone- Tabla de facia 	4	16x120	2090
130	Floor beading- Fussbodenleiste- Baguette du plancher- Listello pavimento- Listón de suelo 	2	19x19	1912
131	Floor beading- Fussbodenleiste- Baguette du plancher- Listello pavimento- Listón de suelo 	2	19x19	3174
080	Roof edge reinforcement- Dachrandleiste- Baguette en bordure du toit- Rinforzo bordo tetto- Refuerzo borde tejado 	2	32x40	2400
081	Roof edge reinforcement- Dachrandleiste- Baguette en bordure du toit- Rinforzo bordo tetto- Refuerzo borde tejado 	2	32x40	3500
Sis1	Side slat- Randleiste- Baguette en bordure- Listón de borde- Listello bordo 	2	19x70	846
Sis2	Side slat- Randleiste- Baguette en bordure- Listón de borde- Listello bordo 	4	19x70	1018
Sis3	Side slat- Randleiste- Baguette en bordure- Listón de borde- Listello bordo 	2	19x95	986
156	Slat- Leiste- Baguette- Listello- Listón 	1	19x45	1620
140	Storm brace- Sturmleiste- Protection contre le vent- Antivento- Protector contra tormentas 	6	25x45	2100
Fim	-Fixing kit- Befestigungsset- Moyens de fixation- Materiale di fissaggio- Kit de fijación 	1	USE	
QPUP 08x80	Bolt -Schloss-schraube -Boulon- Bullone- Perno- M8x80mm PUP0 	12	140	
	Object name "FRF44-3556"	Page 2/3		

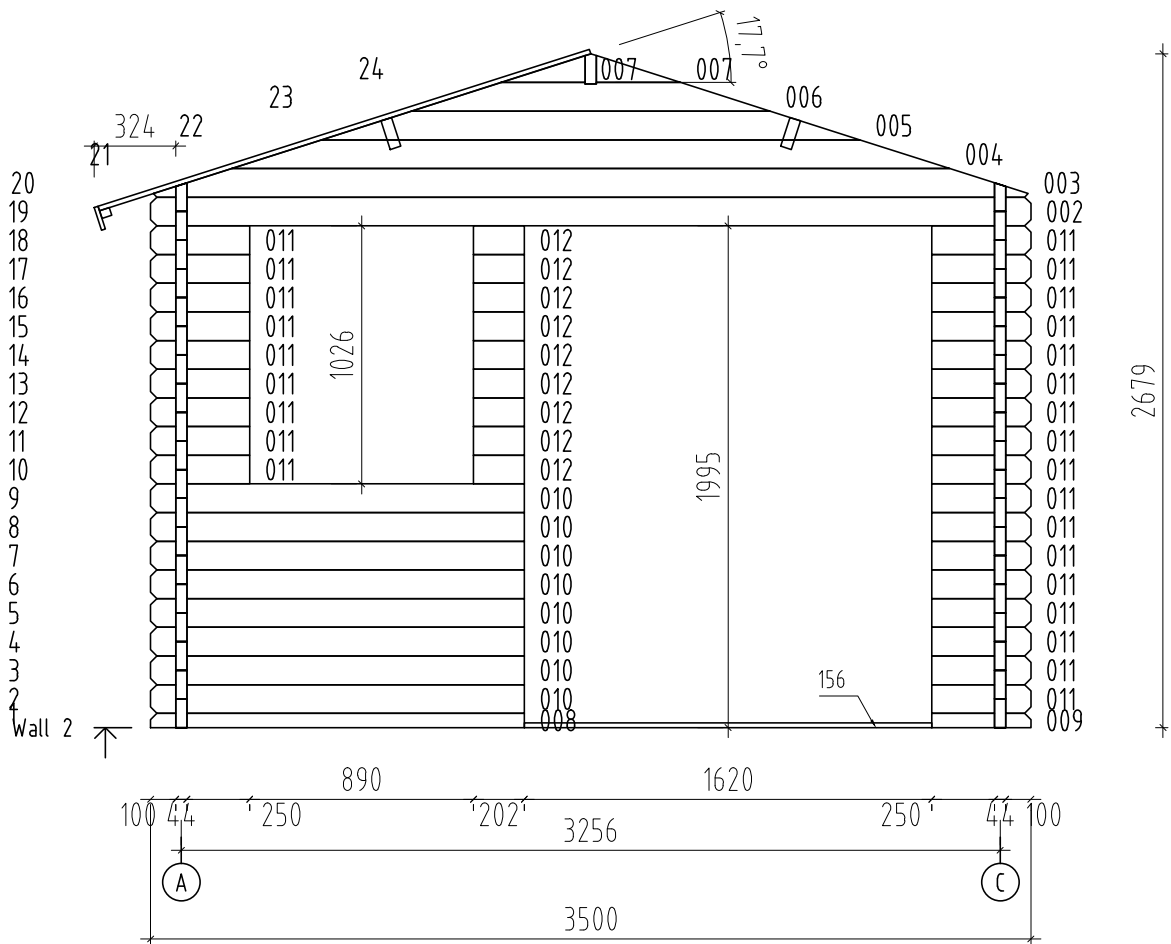
Pos	SPECIFICATION-STÜCKLISTE-NOMENCLATURE-ELEMENTI-ESPECIFICACIÓN "FRF44-3556"	Pcs																															
QULSy damik 30/35	Cylinder- Zylinderschloss- Serrure a mortaiser- Serratura a cilindro- Bombin- 30.35	1	TU44-7R																														
QULKat eHOBEk	Door fittings- Türbeschlag- Ferrure- Ferramenta porta- Manilla puerta- QULKateHOBEk	1	TU44-7R																														
QULli nkHOBE	Door fittings- Türbeschlag- Ferrure- Ferramenta porta- Manilla puerta- QULLinkHOBE	1	TU44-7R																														
QServa riiviv astfus160	Keeper- Schliessblech- Tole- Lamiera- Aldaba de candado	1	TU44-7R																														
QNA1 4x40M	Nail- Nagel- Clou- Chiodo- Clavo- 1.4x40mm	20	130; 131																														
QNA2 2x50Zn	Nail- Nagel- Clou- Chiodo- Clavo- 2.5x50mm	900	060; 061; 062; 070; ...																														
QMU8	Nut- Schraubenmutter- Écrou- Dado- Tuerca- M8mm	12																															
QKR3 x16kZN	Screw- Schraube- Vis- Vite- Tornillo- 3x16mm	2																															
QKR3 5x40ZN	Screw- Schraube- Vis- Vite- Tornillo- 3.5x40mm	80	080; 090; 100; ...																														
QKR3 x20ZN	Screw- Schraube- Vis- Vite- Tornillo- 3x20mm	18	TU44-7R; A44-6R																														
QKR4 5x50ZN	Screw- Schraube- Vis- Vite- Tornillo- 4.5x50mm	50	Sisx; 150; 151; ...																														
QKR4 5x70ZN	Screw- Schraube- Vis- Vite- Tornillo- 4.5x70mm	30	001; 008; 009; 013; 014; 027; 029; PRx; ...																														
QKR5 x90ZN	Screw- Schraube- Vis- Vite- Tornillo- 5x90mm	4	TU44-7R																														
QSE8x22	Washer- Dichtscheibe- Joint- Rondella- Arandela- 8x22mm	12																															
QALLi nkHOBE	Window fittings- Fenstergriff- Poigne de la fenêtre- Maniglia finestra- Manilla (ventana)	1	A44-6R																														
A44-6R	<p>Window - Fenster - Fenetre - Finestra-Ventana 882x990</p>  <table border="1" data-bbox="638 1411 1053 1635"> <thead> <tr> <th colspan="6">Side slat- Randleiste- Baguette en bordure- Listón de borde- Listello bordo</th> </tr> <tr> <th>Pos</th> <th>(mm)</th> <th>(mm)</th> <th>(mm)</th> <th>(pcs)</th> <th></th> </tr> </thead> <tbody> <tr> <td>Sis ...</td> <td>A</td> <td>19</td> <td>95</td> <td>986</td> <td>2</td> </tr> <tr> <td>Sis ...</td> <td>B</td> <td>19</td> <td>70</td> <td>1018</td> <td>4</td> </tr> <tr> <td>Sis ...</td> <td>C</td> <td>19</td> <td>70</td> <td>846</td> <td>2</td> </tr> </tbody> </table>	Side slat- Randleiste- Baguette en bordure- Listón de borde- Listello bordo						Pos	(mm)	(mm)	(mm)	(pcs)		Sis ...	A	19	95	986	2	Sis ...	B	19	70	1018	4	Sis ...	C	19	70	846	2	1	
Side slat- Randleiste- Baguette en bordure- Listón de borde- Listello bordo																																	
Pos	(mm)	(mm)	(mm)	(pcs)																													
Sis ...	A	19	95	986	2																												
Sis ...	B	19	70	1018	4																												
Sis ...	C	19	70	846	2																												
TU4 4-7R	<p>Door - Tür - Porte - Porta-Puerta 1610x1936</p> 	1																															

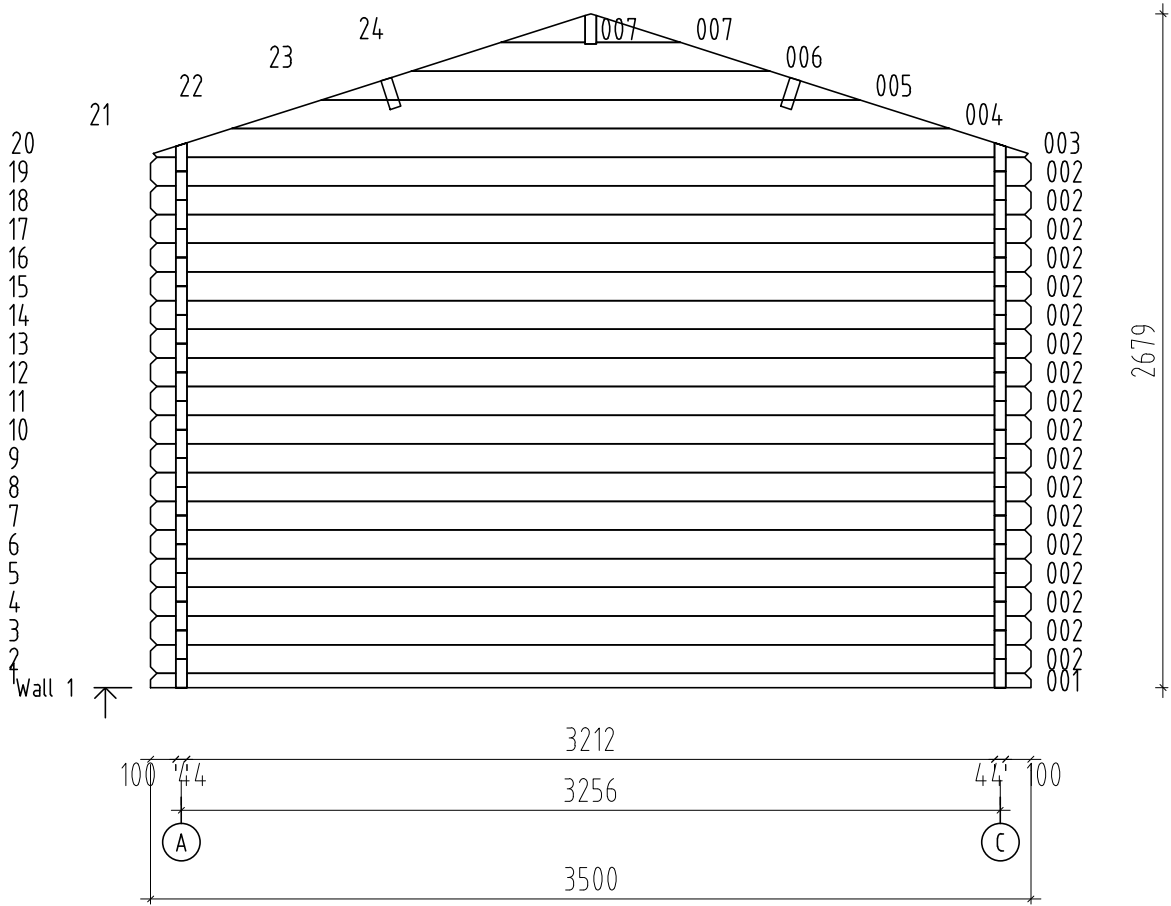












5900

200

2166

300

19

18

17

16

15

14

13

12

11

10

9

8

7

6

5

4

3

2

1

Wall A

020

016

016

016

016

016

016

016

016

016

016

016

016

016

016

016

016

016

151

023

023

023

3356

3400

1912

1956

100

44

44

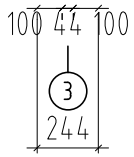
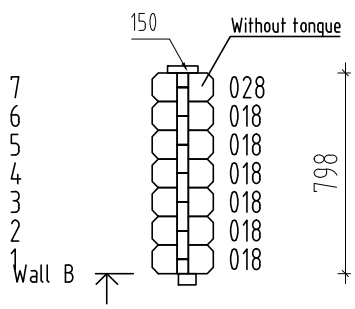
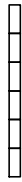
100

3

2

1

5600



5900

200

2166

19

18

17

16

15

14

13

12

11

10

9

8

7

6

5

4

3

2

1

Wall ↑

020

016

016

016

016

016

016

016

016

016

016

016

016

016

016

016

016

016

016

016

016

016

016

016

016

016

016

016

016

016

016

016

016

016

016

016

016

016

016

016

016

151

023

023

023

3356

3400

1912

1956

100
44

44

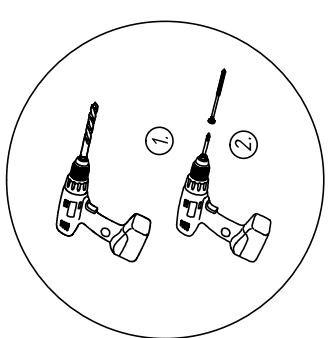
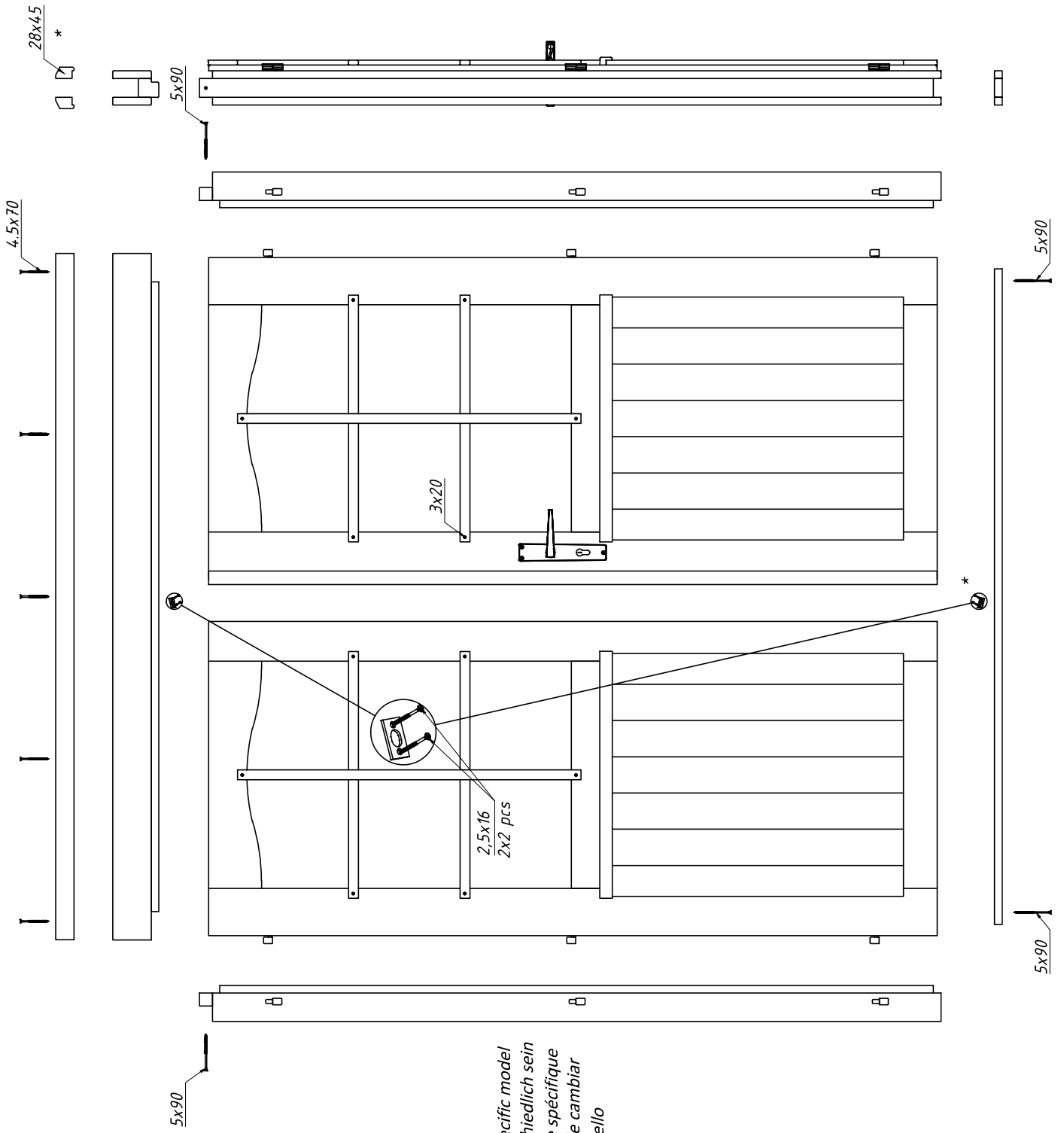
44
100

3

2

1

5600



* The specification may vary depending on the specific model
 * Die Spezifikation können je nach Modell unterschiedlich sein
 * Les spécifications peuvent varier selon le modèle spécifique
 * Dependiendo del modelo, la especificación puede cambiar
 * Le specifiche possono variare a seconda del modello